



THE PROVINCE OF MPUMALANGA
DIE PROVINSIE MPUMALANGA

Provincial Gazette Provinsiale Koerant

(Registered as a newspaper) • (As 'n nuusblad geregistreer)

Vol: 28

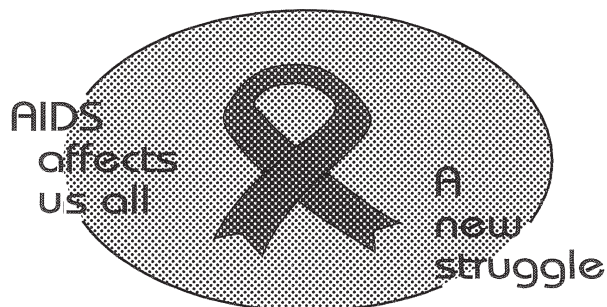
NELSPRUIT

4 June 2021

4 Junie 2021

No: 3267

We all have the power to prevent AIDS



**AIDS
HELPLINE**

0800 012 322

DEPARTMENT OF HEALTH

Prevention is the cure

N.B. The Government Printing Works will not be held responsible for the quality of "Hard Copies" or "Electronic Files" submitted for publication purposes

ISSN 1682-4512



9 771682 451008



0 3 2 6 7

IMPORTANT NOTICE:

THE GOVERNMENT PRINTING WORKS WILL NOT BE HELD RESPONSIBLE FOR ANY ERRORS THAT MIGHT OCCUR DUE TO THE SUBMISSION OF INCOMPLETE / INCORRECT / ILLEGIBLE COPY.

No FUTURE QUERIES WILL BE HANDLED IN CONNECTION WITH THE ABOVE.

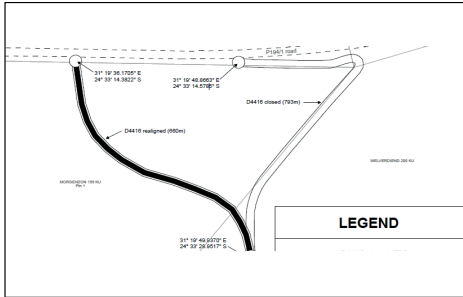
Contents

<i>No.</i>		<i>Gazette No.</i>	<i>Page No.</i>
GENERAL NOTICES • ALGEMENE KENNISGEWINGS			
31	Roads Ordinance of Transvaal, 1957 (Ordinance No. 22 of 1957): Issued in terms of the Act to re-route a portion of the D4416 Provincial Road.....	3267	3
31	Padordannansie van Transvaal, 1957 (Ordonnansie No. 22 van 1957): Uitgereik ingevolge die Wet om 'n gedeelte van die D4416 Provinsiale Pad te wysig.....	3267	3
32	Steve Tshwete Spatial Planning and Land Use Management By-Law 2016: Erf 13040 Middelburg Extension 49 3267.....	4	
32	Steve Tshwete-Ruimtelike Beplanning en Grondgebruikbestuursverordening, 2016: Erf 13040 Middelburg Uitbreiding 49	3267	5
33	Steve Tshwete Spatial Planning and Land Use Management Bylaw, 2016: Erf 1121, Rockdale Ext. 1	3267	6
34	Steve Tshwete Spatial Planning and Land Use Management Bylaw, 2016: Erf 5156, Middelburg.....	3267	7
35	Bushbuckridge Local Municipality: Portion 27 of the Farm Arthursseat 214-KU	3267	8
PROCLAMATIONS • PROKLAMASIES			
39	Nkomazi Spatial Planning and Land Use Management By-Law, 2015: Erven 1621, 1622 and 1623, Marloth Park Holiday Township.....	3267	9
PROVINCIAL NOTICES • PROVINSIALE KENNISGEWINGS			
50	Govan Mbeki Spatial Planning and Land Use Management By-Law 2016: Erf 9716, Secunda Ext 06	3267	10
50	Govan Mbeki Spatial Planning and Land Use Management By-Law 2016: Erwe 9716, Secunda Ext. 06.....	3267	10
51	Division of Revenue Bill, 2020: Mpumalanga Provincial Treasury	3267	11
52	City of Mbombela: Fire Brigade By-Law	3267	52
53	Steve Tshwete Spatial Planning and Land Use Management By-Law, 2016: Erf 1443, Middelburg X4.....	3267	113
53	Steve Tshwete Ruimtelike Beplanning en Grondgebruiksbestuursverordening, 2016: Erf 1443, Middelburg X4	3267	113
54	Steve Tshwete Spatial Planning and Land Use Management By-Law, 2016: Erf/Erven 1276 Aerorand.....	3267	114
54	Steve Tshwete Ruimtelike Beplanning en Grondgebruiksbestuur Bywet, 2016: Erf/Erwe 1276 Aerorand	3267	114

GENERAL NOTICES • ALGEMENE KENNISGEWINGS

GENERAL NOTICE 31 OF 2021

NOTICE



Notice is hereby given that the Department of Public Works, Roads and Transport, Mpumalanga Provincial Government, following an application by Umsebe Development Planners CC, intends, in terms of Section 5 of the Roads Ordinance of Transvaal, 1957 (Ordinance No. 22 of 1957) read with Section 4 of the Promotion of Administrative Justice Act, 2000 (Act No. 3 of 2000) and Regulation 18 of the Regulations on Fair Administrative Procedures issued in terms of the Promotion of Administrative Justice Act, to re-route a portion of the D4416 Provincial Road at the intersection with road P194/1 (Timbavati region). The D4416, south of road P194/1 (Timbavati region), will be re-routed from its current position where Portion 1 of the farm Morgenzon, 199 KU, borders the north-western boundary of the farm Welverdiend, 206 KU, in a westerly direction to traverse the north-eastern corner of Portion 1 of the farm Morgenzon, 199 KU, as indicated in the diagram to the right.

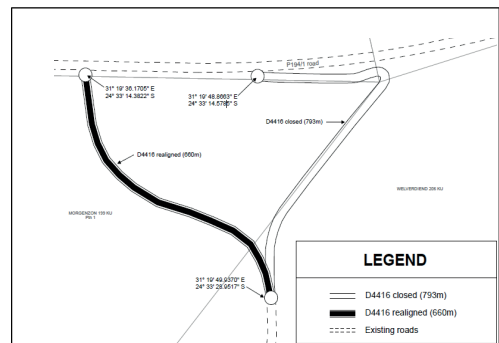
Members of the public are invited to submit comments in connection with the proposed road deviation to the Department of Public Works, Roads and Transport, within 30 days from the date of publication, on or before 05 July 2021. Comments received after the closing date might be disregarded. Please submit all comments to the Department of Public Works, Roads and Transport, Private Bag X11310, Nelspruit, 1200 for attention of Mr Allen Maboshego, Chief Engineer (Roads Design and Materials) or 16 Hope Street, Nelspruit, 1200, or to allenmpg8@gmail.com, Tel: 013 766 8529.

ALGEMENE KENNISGEWING 31 VAN 2021

KENNISGEWING

Kennis word hiermee gegee dat die Departement van Openbare Werke, Paaie en Vervoer, Mpumalanga Provinsiale Regering, na aanleiding van 'n aansoek deur Umsebe Development Planners BK, van voorneme is, in terme van Artikel 5 van die Padordonnansie van Transvaal, 1957 (Ordonnansie No. 22 van 1957) geles tesame met Artikel 4 van die Wet op Bevordering van Administratiewe Geregtigheid, 2000 (Wet No. 3 van 2000) en Regulasie 18 van die Regulasies aangaande Billike Administratiewe Prosedures uitgereik ingevolge die Wet op Bevordering van Administratiewe Geregtigheid, om 'n gedeelte van die D4416 Provinsiale Pad te wysig by die interseksie met pad P194/1 (Timbavati-streek). Die D4416 pad, suid van pad P194/1, word verskuif vanaf sy huidige posisie, waar Gedeelte 1 van die plaas Morgenzon, 199 KU, grens aan die noord-westelike grens van die plaas Welverdiend, 206 KU, in 'n westelike rigting om die noord-oostelike hoek van Gedeelte 1 van die plaas Morgenzon, 199 KU, oor te steek, soos aangedui in die diagram regs.

Lede van die openbaar word genooi om kommentaar te lewer in verband met die voorgestelde padafwyking by die Departement van Openbare Werke, Paaie en Vervoer, binne 30 dae vanaf die datum van publikasie, voor of op 05 Julie 2021. Kommentaar wat na die sluitingsdatum ontvang word mag buite rekening gelaat word. Stuur asseblief alle kommentaar aan die Departement van Openbare Werke, Paaie en Vervoer, Privaatsak X11310, Nelspruit, 1200 vir aandag van Mnr Mr Allen Maboshego, Hoofingenieur (Padontwerp en -materiale) of Hoopstraat 16, Nelspruit, 1200, of per epos aan allenmpg8@gmail.com. Tel: 013 766 8529.



GENERAL NOTICE 32 OF 2021**STEVE TSHWETE LOCAL MUNICIPALITY****NOTICE OF APPLICATION FOR THE REMOVAL/AMENDMENT/SUSPENSION OF A RESTRICTIVE
CONDITION IN THE TITLE DEED IN TERMS OF SECTION 63(1) AND 94(1) (G) OF THE STEVE TSHWETE
SPATIAL PLANNING AND LAND USE MANAGEMENT BYLAW, 2016**

We, Elizone (PTY) LTD being the authorised agent of the registered owner of Erf 13040 Middelburg Extension 49 hereby give notice in terms of Section 94 (1) (g) of the Steve Tshwete Spatial Planning and Land use Management Bylaw 2016 that I/we have applied to the Steve Tshwete Local municipality for removal/amendment/suspension of certain conditions contained in the title deed of the above-mentioned property. The property is situated on Dr Nelson Mandela Drive. The application is for the removal/amendment/suspension of the following conditions:

1. No person shall use or cause or permit any building or portion thereof to be used for a purpose other than that for which it has been erected, unless the necessary consent of the Steve Tshwete Local Municipality has been obtained therefore.
2. Subject to the provisions for advertising and objections contained in the Town Planning Scheme, the Steve Tshwete Local Municipality may, where:
Any application is made for a Development Permit/ conditional use Permit to the erection and use of a building in a use zone in which a building of the type proposed may be erected and used only with b. Development Permit/ Conditional Use Permit, give or withhold its consent and shall in giving its special consent be use of the building as it may deem fit: provided that consideration shall be given to the question whether the use of which the building is intended it designed might possibly cause injury to the amenity of the neighbourhood or area.
3. The reference to "The erection and use" of a building for a particular use, includes the conversion of the building for that use, whether or not involving the structural alteration thereof.
4. Nothing herein contained shall be deemed to grant exemption from any of the Municipality's by-laws not inconsistent herewith.
5. Except with the written consent of the Steve Tshwete Local Municipality, and subject to such conditions as it may impose, neither the owner nor any other person shall-
 - 5.1. Have the right, save and except to prepare the erf for building purposes, to excavate any material there from; or
 - 5.2. Sink any wells or boreholes thereon or abstract any subterranean water therefrom.
6. The Steve Tshwete Local Municipality may require the submission of a site development plan for approval prior to the submission of any building plans, and may determine the minimum requirements of such plan, for any development regardless of the zoning of the property.
7. The Steve Tshwete Local Municipality may also require the submission of a development report explaining the details of a proposed development, motivating the design, and planning of the proposal.
8. The erven shall be zoned "Industrial 1" for the purposes of industrial activities. Permitted buildings for this zoning according to the Steve Tshwete Town Planning Scheme, 2004, include the following:
Business premises, Commercial workshop, Garden nursery, Light Industry, Motor sales market, Motor workshop, Parking garage, Parking site, Service industry, Workshop.

In the title deed no. T00006495/2020. The intention of the applicant is to develop a filling station and a truck stop. Any objection/s or comments including the grounds for such objection/s or comments with full contact details, shall be made in writing to the Municipal Manager, PO Box 14, Middelburg 1050 within 30 days from 4th of June 2021.

Full particulars and plans may be inspected during normal office hours at the office of the Municipal Manager, Steve Tshwete Local Municipality, Cnr. Walter Sisulu and Wanderers Avenue, Middelburg, 1050, Tel: 013 249 700, for a period of 30 days from 4th of June 2021.

Address of the Applicant: 6B Klaserie Street, Aerorand, Middelburg, 1050.

Telephone no: 0726308874

ALGEMENE KENNISGEWING 32 VAN 2021**STEVE TSHWETE PLAASLIKE MUNISIPALITEIT****KENNISGEWING VAN AANSOEK OM DIE VERWYDERING / WYSIGING / OPSKORTING VAN 'N BEPERKENDE TOESTAND IN DIE TITELAKTE INGEVOLGE ARTIKEL 63 (1) EN 94 (1) (G) VAN DIE STEVE TSHWETE RUIMTEBEPLANNING EN GRONDGEBRUIKSBESTUUR, 2016**

Ons, Elizone (PTY) LTD, is die gemagtigde agent van die geregistreerde eienaar van Erf 13040 Middelburg Uitbreiding 49 en gee hiermee ingevolge artikel 94 (1) (g) van die Steve Tshwete-ruimtelike beplanning en grondgebruikbestuursverordening 2016 kennis dat ek / ons het by die Steve Tshwete Plaaslike munisipaliteit aansoek gedoen om verwydering / wysiging / opskorting van sekere voorwaardes vervat in die titelakte van bogenoemde eiendom. Die eiendom is geleë aan Dr Nelson Mandela Drive. Die aansoek indien vir die verwydering / wysiging / opskorting van die volgende voorwaardes:

1. Niemand mag enige gebou of gedeelte daarvan gebruik of laat gebruik of toelaat dat dit gebruik word vir 'n ander doel as waarvoor dit opgerig is nie, tensy die nodige toestemming van die Steve Tshwete Plaaslike Munisipaliteit dus verkry is.
2. Die Steve Tshwete Plaaslike Munisipaliteit kan, onderworpe aan die bepalings vir advertensies en besware in die stadsbeplanningskema, waar:
Daar word aansoek gedoen vir 'n ontwikkelingspermit / voorwaardelike gebruik. Toestemming tot die oprigting en gebruik van 'n. gebou in 'n gebruiksonne waarin 'n gebou van die voorgestelde tipe opgerig en slegs met b. Ontwikkelingspermit / voorwaardelike gebruik Laat toestemming toe, gee dit of weerhou dit en sal by die verlening van sy spesiale toestemming gebruik maak van die gebou na goeddunke, met dien verstande dat die vraag of die gebruik waarvan die gebou bedoel is, ontwerp is. kan moontlik die gerief in die omgewing of omgewing beseer.
3. Die verwysing na "Die oprigting en gebruik" van 'n gebou vir 'n bepaalde gebruik, sluit in die omskakeling van die gebou vir daardie gebruik, al dan nie met die strukturele verandering daarvan.
4. Niks hierin word geag vrystelling te gee van enige van die munisipaliteit se verordeninge wat nie hiermee in ooreenstemming is nie.
5. Behalwe met die skriftelike toestemming van die Steve Tshwete Plaaslike Munisipaliteit, en onderhewig aan die voorwaardes wat dit mag stel, mag nie die eienaar of enige ander persoon-
5.1. Die reg hê, behalwe om die erf voor te berei vir boudoeleindes, om enige materiaal daar uit te grawe; of
5.2. Sink enige putte of boorgate daarop of trek ondergrondse water daaruit.
6. Die Steve Tshwete Plaaslike Munisipaliteit kan die indiening van 'n terreinontwikkelingsplan vir goedkeuring vereis voor die indiening van enige bouplanne, en kan die minimum vereistes van sodanige plan bepaal, vir enige ontwikkeling ongeag die sonering van die eiendom.
7. Die Steve Tshwete Plaaslike Munisipaliteit kan ook vereis dat 'n ontwikkelingsverslag ingedien word waarin die besonderhede van 'n voorgestelde ontwikkeling verduidelik word, wat die ontwerp en beplanning van die voorstel motiveer.
8. Die erwe sal as 'Industrieel 1' gesoneer word vir doeleindes van industriële aktiwiteite. Toegestane geboue vir hierdie sonering volgens die Steve Tshwete-stadsbeplanningskema, 2004, bevat die volgende:
Besigheidperseel, Kommersiële werkwinkel, Tuinkwekery, Ligte bedryf, Motorverkoopark, Motorwerkwinkel, Parkeergarage, Parkeerterrein, Diensbedryf, Werkswinkel.

In die titelakte nr. T00006495 / 2020. Die aansoeker se bedoeling is om 'n vulstasie en 'n vragmotorstop te ontwikkel. Enige beswaar / kommentaar, insluitend die gronde vir sodanige beswaar of kommentaar met volledige kontakbesonderhede, moet binne 30 dae vanaf 4 Junie 2021 skriftelik by die Munisipale Bestuurder, Posbus 14, Middelburg 1050, gerig word.

Volledige besonderhede en planne kan gedurende gewone kantoorure by die kantoor van die Munisipale Bestuurder, Steve Tshwete Plaaslike Munisipaliteit, Cnr. Walter Sisulu en Wandererslaan, Middelburg, 1050, Tel: 013 249 700, vir 'n tydperk van 30 dae vanaf 4 Junie 2021.

Adres van die Applikant: Klaseriestraat 6B, Aerorand, Middelburg, 1050.

Telefoonnommer: 0726308874

GENERAL NOTICE 33 OF 2021

**STEVE TSHWETE AMENDMENT SCHEME 24 AND ANNEXURE 24A
NOTICE OF APPLICATION FOR THE AMENDMENT OF THE STEVE TSHWETE TOWN PLANNING SCHEME, 2019, IN
TERMS OF SECTION 62(1), AND 67(1) OF THE STEVE TSHWETE SPATIAL PLANNING AND LAND USE
MANAGEMENT BYLAW, 2016**

I, Johannes Petrus Coetzee (ID 750723 5047 088) of Urban Dynamics Mpumalanga (PTY) LTD being the authorised agent of the registered owner of Erf 1121, Rockdale Ext. 1 hereby give notice in terms of Section 94(1)(a) Chapter 6 of the Steve Tshwete Spatial Planning and Land Use Management Bylaw, 2016, that we have applied to the Steve Tshwete Local Municipality for the amendment of the town planning scheme known as the Steve Tshwete Town Planning Scheme, 2019, for the rezoning and subdivision of the abovementioned property situated in Rockdale by rezoning the property from "Municipal Zone" to "Government Zone" for the purpose of a clinic. Any objection/s or comments including the grounds for such objection/s or comments with full contact details, shall be made in writing to the Municipal Manager, PO Box 14, Middelburg 1050 within 30 days from **4 June 2021** in the manner as described in Section 99 of the Steve Tshwete Spatial Planning and Land Use Management Bylaw, 2016. Full particulars and plans may be inspected during normal office hours at the office of the Municipal Manager, Steve Tshwete Local Municipality, Cnr. Walter Sisulu and Wanderers Avenue, Middelburg, 1050, Tel: 013 249 7000, for a period of 30 days from **4 June 2021**. Inquiries can be addressed to Mr Meshack Mahamba, Head of Town Planning and Human Settlements at telephone number 013 – 249 7000. Any person who cannot read or write may consult with any staff member of the office of the Senior Manager: Town Planning and Human Settlement during office hours and assistance will be given to transcribe that person's objections or comments.

Address of the Applicant: 7 Dolerite Crescent, Aerorand, 1070, Postal address P.O. Box 11677, Aerorand, Middelburg, 1070, Telephone no. 013 244 1598, Fax no: 013 244 1560, email: mail@urbanmbg.co.za.

4-11

**UHLELO LOKUCHIBIYELA I-STEVE TSHWETE 24 NESITHASISELO 24A
ISAZISO SOKUFAKA ISICELO SOKUCHIBIYELWA KWESIKIMA SOKUHLELA SE-STEVE TSHWETE TOWN, 2019,
NGOKWESIGABA 62 (1), NO-67 (1) SOMTHETHO WOKUPHATHWA KOKUPHATHWA KOKUSETSHENZISWA
KOMHLABA, STEVE TSHWETE**

Mina, Johannes Petrus Coetzee (ID 750723 5047 088) we-Urban Dynamics Mpumalanga (PTY) LTD ngibe ngummeli ogunyaziwe womnikazi obhalisiwe we-Erf 1121, Rockdale Ext. 1 ngalokhu nginikeza isaziso ngokweSigaba 94 (1) (a) Isahluko 6 seSteve Tshwete Spatial Planning and Land Use Management Bylaw, 2016, ukuthi sifake isicelo kuMasipala Wendawo waseSteve Tshwete mayelana nokuchitshiyelwa kohlelo lokuhlelwa kwedolobha olwaziwayo Njengesikimu sokuHlelwa kweDolobha laseSteve Tshwete, 2019, sokwaxhiwa kabusha komhlaba nokwahlukaniswa kabusha kwale ndawo eshiwo ngenhla eseRockdale ngokwaba kabusha umhlaba usuke ku- "Zone kaMasipala" uye ku- "Government Zone" ngenhloso yomtholampilo. Noma ikuphi ukuphikisa noma ukuphawula kufaka phakathi izizathu zokuphikiswa noma ukuphawula ngemininingwane ephelele yokuxhumana, kuzokwenziwa ngokubhalela iMenenja kaMasipala, PO Box 14, Middelburg 1050 kungakapheli izinsuku ezingama-30 kusukela ngomhla ka-**04 June 2021** ngendlela echazwe Isigaba 99 seSteve Tshwete Spatial Planning and Land Use Management Bylaw, 2016. Imininingwane ephelele kanye nezinhlelo kungahlolwa ngezikhathi ezijwayelekile zomsebenzi ehhovisi leMenenja kaMasipala, uSteve Tshwete Local Municipality, Cnr. UWalter Sisulu noWanderers Avenue, eMiddelburg, 1050, Ucingo: 013 249 7000, isikhathi esiyizinsuku ezingama-30 kusukela mhla zi-**04 June 2021**. Imibuzo ingabhekiswa kuMnu Meshack Mahamba, iNhloko Yezokuhlelwa Kwamadolobha Nezokuhlaliswa Kwabantu kule nombolo yocingo 013 - 249 7000 Noma yimuphi umuntu ongakwazi ukufunda nokubhala angaxhumana nanoma yimuphi umsebenzi wehhovisi leMenenja ePhakeme: UkuHlelwa kweDolobha nokuHlaliswa kwaBantu ngezikhathi zomsebenzi futhi kuzonikezwa usizo lokubhala ukuphikisa noma ukuphawula kwalowo muntu.

Ikheli lalowo ofaka isicelo: 7 Dolerite Crescent, Aerorand, 1070, Ikheli leposi u-P.O. Box 11677, Aerorand, Middelburg, 1070, Ucingo. 013 244 1598, inombolo yefeksi: 013 244 1560, i-imeyili: mail@urbanmbg.co.za.

4-11

GENERAL NOTICE 34 OF 2021**STEVE TSHWETE AMENDMENT SCHEME 808****NOTICE OF APPLICATION FOR THE AMENDMENT OF THE STEVE TSHWETE TOWN PLANNING SCHEME, 2019, IN TERMS OF SECTION 62(1), AND 67(1) OF THE STEVE TSHWETE SPATIAL PLANNING AND LAND USE MANAGEMENT BYLAW, 2016**

I, Johannes Petrus Coetzee (ID 750723 5047 088) of Urban Dynamics Mpumalanga (PTY) LTD being the authorised agent of the registered owner of Erf 5156, Middelburg hereby give notice in terms of Section 94(1)(a) Chapter 6 of the Steve Tshwete Spatial Planning and Land Use Management Bylaw, 2016, that we have applied to the Steve Tshwete Local Municipality for the amendment of the town planning scheme known as the Steve Tshwete Town Planning Scheme, 2019, for the rezoning and subdivision of the abovementioned property situated at 42 SADC Street, Middelburg by rezoning the property from "Parking" to "Business 1" for the purpose of a Place of Refreshment. Any objection/s or comments including the grounds for such objection/s or comments with full contact details, shall be made in writing to the Municipal Manager, PO Box 14, Middelburg 1050 within 30 days from **4 June 2021** in the manner as described in Section 99 of the Steve Tshwete Spatial Planning and Land Use Management Bylaw, 2016. Full particulars and plans may be inspected during normal office hours at the office of the Municipal Manager, Steve Tshwete Local Municipality, Cnr. Walter Sisulu and Wanderers Avenue, Middelburg, 1050, Tel: 013 249 7000, for a period of 30 days from **4 June 2021**. Inquiries can be addressed to Mr Meshack Mahamba, Head of Town Planning and Human Settlements at telephone number 013 – 249 7000. Any person who cannot read or write may consult with any staff member of the office of the Senior Manager: Town Planning and Human Settlement during office hours and assistance will be given to transcribe that person's objections or comments.

Address of the Applicant: 7 Dolerite Crescent, Aerorand, 1070, Postal address P.O. Box 11677, Aerorand, Middelburg, 1070, Telephone no. 013 244 1598, Fax no: 013 244 1560, email: mail@urbanmbg.co.za.

4-11

UHLELO LOKUCHIBIYELA I-STEVE TSHWETE 808**ISAZISO SOKUFAKA ISICELO SOKUCHIBIYELWA KWESIKIMA SOKUHLELA SE-STEVE TSHWETE TOWN, 2019, NGOKWESIGABA 62 (1), NO-67 (1) SOMTHETHO WOKUPHATHWA KOKUPHATHWA KOKUSETSHENZISWA KOMHLABA, STEVE TSHWETE**

Mina Johannes Petrus Coetzee (ID 7507235047088) we Urban Dynamics Mpumalanga (Pty) Ltd ekubeni ngumenzi ogunyaziwe womunikazi obhalisiwe wesiza u-5156, i-Middelburg ngalokhu inikezela ngesaziso ngokwesigaba 94(1)(a) nesahluko 6 sohlelo lokuhlelwa kwezindawo nokuphathwa kokusetshenziswa komhlaba. Umthetho, 2016 ukuthi sifake isicelo kimasipala wasekhaya weSteve Tshwete wokuchibiyelwa kohlelo lokuhlelwa kwedolobha olwaziwa ngohlelo lokuhlelwa idolobha lakwaSteve Tshwete, 2019, ukushiqilelwa nokulungiswa kwalendawo engenhla etholaka ku nombolo 42 umgwaqo u SADC eMiddelburg ngokushiqilelwa indawo kusuka ku Paki kube yindawo yamabhizinisi 1 wokuzithokozisa. Okuphikisayo noma ukuphawula okubandakanya izizathu zaloko okubhangwa okuthile noma imibono eneminingwane ephelele yokuxhumana, kufanele kwenziwe ngokubhalela iMeneja kaMsipala P.O.Box 14, Middelburg, 1050, kungakapheli izinsuku ezingama-30 ukusuka ngomhlaka **4 June 2021**. Ngendlala okuchazwe ngayo esigabeni 99 se-Steve Tshwete yokuhlelwa kwendawo nokulawulwa kokusetshenziswa komhlaba ngo-2016. Imininingwane ephelele nezinhlelo zingahlolwa ngezikhathi zamahhovisi ajwayelekile ehhovisi lemenenja kamasipala uSteve Tshwete Local Municipality, ekhomeni leWalter Sisulu neWanderers Avenue, Middelburg, 1050. Izinombolo zocingo 013 249 7000, isikhathi esiyizinsuku esingama-30 ukusuka ngomhlaka **4 June 2021**. Imibuza ingabhekiswa kuMnu Meshack Mahamba, iNhlolo yezokuhlelwa kwamadolobha Kanye nezindawo zokuhlala zabantu ngenombolo yocingo 013 249 7000 noma yimuphi umuntu ongakwazi ukufunda noma ukubhala angathintana nanoma yiliphi ilunga labasebenzi ehhovisini leMeneja ephezulu yokuhlelwa kwamadolobha Kanye nokuhlaliswa kwabantu ngezikhathi zomsebenzi Kanye nosizo ozonikwezwa ukubhala lokho okuphikisana noma ukuphawulwa kwabantu.

Ikheli lalowo ofake isicelo 7 Dolerite Crescent, Aerorand 1070, Postal Address P.O Box 11677, Aerorand Middelburg, 1050 izinombolo zocingo 013 244 1598, email mail@urbanmbg.co.za

4-11

GENERAL NOTICE 35 OF 2021**BUSHBUCKRIDGE LOCAL MUNICIPALITY****NOTICE OF APPLICATION FOR AMENDMENT OF LAND USE SCHEME IN TERMS OF SECTION 29(1) OF THE BUSHBUCKRIDGE LAND USE MANAGEMENT BY-LAW, 2014****APPLICATION FOR: TOWNSHIP ESTABLISHMENT****APPLICATION REFERENCE NUMBER: T028/2021/ARTH**

THE REPUBLIC OF SOUTH AFRICA, being the registered owner(s) of: **PORTION 27 OF THE FARM ARTHURSSEAT 214-KU**, situated at: **ALONG THE R40, TO THE WEST, OPPOSITE THE TOWNSHIP OF SEFOMA**, hereby give notice in terms of Section 33 of the Bushbuckridge Land Use Management By-Law, 2014, for:

The Establishment of a Mixed Use Township.Name of Township: **Acorn City**Full name of applicant: **Raven Town Planners** on behalf of **The Republic of South Africa**Number of erven in proposed township: **15**

- Erf 1 is to be zoned : "Residential 4", for an Hotel;
- Erven 2 to 5 are to be zoned "Agricultural"
- Erven 6 to 8 are to be zoned "Business 1"
- Erven 9 to 11 are to be zoned "Educational"
- Erf 12 and 13 are to be zoned "Institutional"
- Erf 14 is to be zoned "Special for a Fuel Station(s) and Related Uses
- Erf 15 is to be zoned "Transportation Services", for Bus and Taxi Rank(s)/Stop

The Purpose of the application is to create a Nodal Point concentrating a Range of Services for the Community at large, including Municipal Offices.

Particulars of the application will lie for inspection during normal office hours at the offices of the Chief Town Planner: Economic Development, Planning and Environment: Old Bohlabe District Building, Next to Mhala Magistrate Court, Main Road, Thulamahashe, 1345, for a period of 28 days from **4 June 2021**.

Copies of application documents will also be made available electronically within 24 hours from a request by E-mail, to the E-mail address below during the same period.

Objections to or representations in respect of the application must be lodged with or made in writing, by registered post, by hand, by fax or E-mail, on- or prior to the closing date for comments and/or objections as detailed below, to the Chief Town Planner: Economic Development, Planning and Environment: Old Bohlabe District Building, Next to Mhala Magistrate Court, Main Road, Thulamahashe, 1345 or at Private Bag X9308, **Bushbuckridge**, 1280 <mailto:BenAP@joburg.org.za> and with the applicant at the undermentioned contact details.

Closing date for submission or comments and/or objections

2 July 2021

Contact details of applicant (authorised agent):

RAVEN Town Planners
Professional Planning Consultants
P O Box 522359
SAXONWOLD
2132

(PH) 011 882 4035
(FAX) 011 887 9830
E-mail : kgatla@raventp.co.za

4-11

PROCLAMATIONS • PROKLAMASIES**PROCLAMATION NOTICE 39 OF 2021****NKOMAZI LOCAL MUNICIPALITY**

Notice is hereby given in terms of Section 63(1) of the Nkomazi Spatial Planning and Land Use Management By-Law, 2015, that the Nkomazi Local Municipality has **approved** an application for the removal of certain conditions contained in the following Title Deeds: T10673/2014, T2190/2015 and T7563/2015, in respect to the following: Erven 1621, 1622 and 1623 Marloth Park Holiday Township.

The following conditions and/or phrases, as appearing in the Title Deeds: T10673/2014, T2190/2015 and T7563/2015, are hereby removed: Conditions A(g) and B(c).

Condition A(g) – No person, excluding permanent officials or employees of the township owner, shall occupy the erf or any building thereon for longer than four months during any calendar year, except with consent of the Administrator.

Condition B(c) – The erf shall be used for special residential purposes only and not more than one dwelling house together with such outbuildings as are ordinarily required in connection therewith shall be erected on the erf.”

This removal will come into effect on the date of publication of this notice.

NKOMAZI LOCAL MUNICIPALITY

PROVINCIAL NOTICES • PROVINSIALE KENNISGEWINGS**PROVINCIAL NOTICE 50 OF 2021****SCHEDULE B**
(Regulation 11(2))

NOTICE OF APPLICATION FOR AMENDMENT OF THE TOWN PLANNING SCHEME IN TERMS OF SECTION 57 AND 80(3)(B) OF THE GOVAN MBEKI SPATIAL PLANNING AND LAND USE MANAGEMENT BY-LAW 2016.

I Sello Duma of Dijo Development Planners & Architectural Designs being the authorized agent of the owner of Portion 1 to 20 of Erf 9716 SECUNDA Ext.06, hereby give notice in terms of Section 57 and 80(3)(b) of the Govan Mbeki Spatial Planning and Land Use Management By-Law 2016 that I have applied to the Govan Mbeki Municipality for the amendment of the land use scheme known as the Govan Mbeki Land Use Scheme 2010 as amended for the Rezoning of the property situated on HELEN JOSEPH ROAD FROM "PUBLIC OPEN SPACE" TO "MEDIUM DENSITY RESIDENTIAL" AS_51602, Particulars of the application will lie for inspection during normal office hours at the office of the municipal manager, Central Business Area, Secunda for the period of 28 days from 21st of May 2021 (date of first notice). Objections to or representations in respect of the application must be lodged with or made in writing to the municipal manager at the above address or at the Govan Mbeki Municipality, Private Bag X1017, Secunda, 2302, within a period of 28 days from 21st of May 2021.

4-11

PROVINSIALE KENNISGEWING 50 VAN 2021**BYLAE B**
(Regulasie 11(2))

KENNISGEWING VAN AANSOEK OM DIE WYSIGING VAN DIE DORPSBEPLANNINGSKEMA INGEVOLGE ARTIKEL 57 AN 80(3)(B) VAN GOVAN MBEKI SPATIAL PLANNING AND LAND USE MANAGEMENT BY-LAW 2016.

Ek, Sello Duma van Dijo Development Planners & Architectural Designs, synde die gemagtigde agent van eienaar van gedeelte 1 to 20 van Erve 9716 SECUNDA Ext.06, gee hiermee kennis ingevolge artikel 57 an 80(3)(b) van Govan Mbeki Spatial Planning and Land Use Management By-Law 2016, kennis dat ek by Govan Mbeki Munisipaliteit aansoek gedoen het om die wysiging van die grondgebruikskema bekend as die Govan Mbeki grondgebruik-skema, 2010, deur dieherosering van die eiendom gelee le HELEN JOSEPH STRAAT FROM "PUBLIC OPEN SPACE" TO "MEDIUM DENSITY RESIDENTIAL" AS_51602), Besonderhede van die aansoek le ter insae gedurende gewoone kantoorure by die kantoor van die Munisipale Bestuurder. Sentrale besigheidsgebied, Secunda, 28 dae vanaf 21 MEI 2021 (die datum van eerste publikasie van hierdie kennisgewing). Besware teen of vertoe ten opsigte van die aansoek moet binne n tydperk van 28 dae vanaf 21 MEI 2021 skriftelik by of tot die Munisipale Bestuurder, by bovermeide adres of Govan Mbeki Munisipaliteit, Privaatsak X1017, Secunda, 2302, ingedien of gerig word.

4-11

PROVINCIAL NOTICE 51 OF 2021

MPUMALANGA PROVINCIAL TREASURY

In accordance with section 30(2)(a)(ii) of the Division of Revenue Bill, 2020. I hereby give notice of the budget of each hospital for the 2021 Medium Term Expenditure Framework (MTEF) as set out in the attached schedule.



HON. PV MKHATSHWA, MPL
MEC: DEPARTMENT OF FINANCE, ECONOMIC DEVELOPMENT AND TOURISM
MPUMALANGA PROVINCIAL GOVERNMENT

Year : 2021/22
 Type : Mpumalanga Hospitals
 Summary

	2017/18	2018/19	2019/20	2020/21			2021/22	2022/23	2023/24
	Audited			Main Budget	Adjusted Budget	Revised Estimates	Medium-term estimates		
R thousand									
Receipts									
Transfer receipts from national	5 400 395	5 774 596	6 269 119	6 249 390	5 996 896	5 996 896	6 269 754	6 570 704	6 886 092
Equitable share	5 290 556	5 652 652	6 145 918	6 113 597	5 860 067	5 860 067	6 127 343	6 421 454	6 729 682
Conditional grants	109 839	121 944	123 201	135 793	136 829	136 829	142 411	149 250	156 410
National Tertiary Services Grant	109 839	121 944	123 201	135 793	136 829	136 829	142 411	149 250	156 410
Funds from Provincial Own Revenue	-	-	-	-	-	-	-	-	-
Total receipts	5 400 395	5 774 596	6 269 119	6 249 390	5 996 896	5 996 896	6 269 754	6 570 704	6 886 092
Payments									
Current payments	5 358 176	5 720 313	6 198 962	6 204 367	5 964 460	5 964 634	6 218 538	6 517 032	6 829 839
Compensation of Employees	4 261 174	4 502 533	4 891 286	5 130 953	4 862 398	4 862 398	5 104 402	5 349 413	5 606 187
Goods and services	1 096 944	1 206 441	1 245 967	1 073 414	1 102 062	1 102 236	1 114 136	1 167 619	1 223 652
of which									
Consultants and professional services	142 226	171 895	180 546	163 610	161 385	161 385	185 201	194 094	203 404
Maintenance and Minor repairs	833	1 154	1 565	-	-	-	-	-	-
Medical services	62	-	-	-	-	-	-	-	-
Medical supplies	272 490	353 891	427 323	337 798	322 247	322 247	346 950	363 605	381 056
Medicine	256 032	284 755	238 596	160 153	162 549	162 549	189 368	198 459	207 981
Other	425 301	394 746	397 937	411 853	455 881	456 055	392 617	411 461	431 211
Interest and rent on land	58	11 339	61 709	-	-	-	-	-	-
Transfers and subsidies to:	16 641	18 332	15 513	8 348	11 466	11 292	9 039	9 468	9 927
Provinces and municipalities	-	-	-	3	3	3	-	-	-
Departmental agencies and accounts	137	182	201	255	255	255	299	311	323
Higher education institutions	-	-	-	-	-	-	-	-	-
Foreign governments and international organisations	-	-	-	-	-	-	-	-	-
Public corporations and private enterprises	-	-	-	-	-	-	-	-	-
Non-profit institutions	-	-	-	120	120	120	-	-	-
Households	16 504	18 150	15 312	7 970	11 088	10 914	8 740	9 157	9 604
Payments for capital assets	25 578	35 951	54 644	36 675	20 970	20 970	42 177	44 204	46 326
Buildings and other fixed structures	-	-	-	-	-	-	-	-	-
Machinery and equipment	24 812	34 459	53 635	36 675	20 970	20 970	42 177	44 204	46 326
Heritage assets	-	-	-	-	-	-	-	-	-
Specialised military assets	-	-	-	-	-	-	-	-	-
Biological assets	-	-	-	-	-	-	-	-	-
Land and sub-soil assets	-	-	-	-	-	-	-	-	-
Software and other intangible assets	766	1 492	1 009	-	-	-	-	-	-
Payments for financial assets	-	-	-	-	-	-	-	-	-
Unallocated contingency reserve	-	-	-	-	-	-	-	-	-
Total payments	5 400 395	5 774 596	6 269 119	6 249 390	5 996 896	5 996 896	6 269 754	6 570 704	6 886 092
Surplus/(deficit) before financing	-	-	-	-	-	-	-	-	-
Financing									
Roll-overs	-	-	-	-	-	-	-	-	-
Other (Specify)	-	-	-	-	-	-	-	-	-
Surplus/(deficit) after financing	-	-	-	-	-	-	-	-	-

Mpumalanga Hospitals - Summary of Personnel Numbers and Costs

	As at 31 March 2018	As at 31 March 2019	As at 31 March 2020	As at 31 March 2021	As at 31 March 2022	As at 31 March 2023	As at 31 March 2024
Personnel numbers							
Professionals							
Medical Practitioners	910	756	880	992	983	983	983
Medical Specialists	82	62	64	56	70	70	70
Total Doctors	992	818	944	1 048	1 053	1 053	1 053
Professional Nurses	3 142	2 811	3 227	3 394	3 476	3 476	3 476
Nursing assistants and pupil nurses	2 432	1 901	2 061	2 463	2 453	2 453	2 454
Student nurses	1	-	4	-	-	-	-
Total Nurses	5 575	4 712	5 292	5 857	5 929	5 929	5 930
Ambulance personnel	-	-	-	-	5	5	5
Dentists, dental therapy, oral hygiene	160	125	127	125	128	128	128
Dieticians	142	104	111	110	107	107	107
Environmental health	38	20	28	25	52	52	52
Health sciences and medical technicians	-	-	16	60	63	63	63
Occupational therapists	123	92	90	102	98	98	98
Optometrists	5	6	6	5	9	9	9
Pharmacy assistants	108	100	100	100	105	105	105
Pharmacists	346	251	290	295	296	296	296
Physiotherapists	132	103	116	113	110	110	110
Psychologists	42	39	28	23	28	28	28
Radiographers	157	133	150	154	151	151	151
Speech and hearing therapists	111	68	76	78	77	77	77
Total Other Health Professionals	1 364	1 041	1 138	1 190	1 229	1 229	1 229
Administrative	5 112	4 747	4 859	4 651	4 652	4 652	4 652
Admin Levels: 10 - <	5 068	4 703	4 818	4 612	4 611	4 611	4 611
Admin Levels: 11 - 12	38	38	36	34	36	36	36
Admin Levels: 13 - >	6	6	5	5	5	5	5
Total Hospital Personnel	13 043	11 318	12 233	12 746	12 863	12 863	12 864
Total personnel cost (R thousand)	4 261 174	4 502 533	4 891 286	5 130 953	4 862 398	4 862 398	5 104 402
Unit cost (R thousand)	327	398	400	403	378	378	397

Year : 2021/22
 Type : Tertiary Hospitals
 Summary

	2017/18	2018/19	2019/20	2020/21	2020/21	2020/21	2021/22	2022/23	2023/24
	Audited			Main Budget	Adjusted Budget	Revised Estimates	Medium-term estimates		
R thousand									
Receipts									
Transfer receipts from national	1 120 518	1 206 877	1 282 033	1 267 948	1 234 702	1 234 702	1 294 801	1 356 955	1 422 084
Equitable share	1 010 679	1 084 933	1 158 832	1 132 155	1 097 873	1 097 873	1 152 390	1 207 705	1 265 674
Conditional grants	109 839	121 944	123 201	135 793	136 829	136 829	142 411	149 250	156 410
National Tertiary Services Grant	109 839	121 944	123 201	135 793	136 829	136 829	142 411	149 250	156 410
Funds from Provincial Own Revenue	-	-	-	-	-	-	-	-	-
Total receipts	1 120 518	1 206 877	1 282 033	1 267 948	1 234 702	1 234 702	1 294 801	1 356 955	1 422 084
Payments									
Current payments	1 094 766	1 173 753	1 241 554	1 237 812	1 219 859	1 219 859	1 259 595	1 320 060	1 383 417
Compensation of Employees	795 083	819 078	874 785	953 019	878 385	878 385	931 576	976 292	1 023 154
Goods and services	299 681	354 547	315 278	284 793	341 474	341 474	328 019	343 768	360 263
of which									
Consultants and professional services	45 582	57 400	36 131	47 107	47 107	47 107	71 174	74 591	78 170
Maintenance and Minor repairs	67	-	-	-	-	-	-	-	-
Medical services	-	-	-	-	-	-	-	-	-
Medical supplies	80 601	121 001	129 596	90 010	95 155	95 155	93 850	98 355	103 076
Medicine	54 966	61 730	61 190	38 151	48 151	48 151	58 151	60 942	63 868
Other	118 465	114 416	88 361	109 525	151 061	151 061	104 844	109 880	115 149
Interest and rent on land	2	128	51 491	-	-	-	-	-	-
Transfers and subsidies to:	2 436	2 487	1 685	1 157	2 480	2 480	1 413	1 480	1 552
Provinces and municipalities	-	-	-	-	-	-	-	-	-
Departmental agencies and accounts	8	8	9	50	50	50	53	55	58
Higher education institutions	-	-	-	-	-	-	-	-	-
Foreign governments and international organisations	-	-	-	-	-	-	-	-	-
Public corporations and private enterprises	-	-	-	-	-	-	-	-	-
Non-profit institutions	-	-	-	-	-	-	-	-	-
Households	2 428	2 479	1 676	1 107	2 430	2 430	1 360	1 425	1 494
Payments for capital assets	23 316	30 637	38 794	28 979	12 363	12 363	33 793	35 415	37 115
Buildings and other fixed structures	-	-	-	-	-	-	-	-	-
Machinery and equipment	23 316	30 637	38 794	28 979	12 363	12 363	33 793	35 415	37 115
Heritage assets	-	-	-	-	-	-	-	-	-
Specialised military assets	-	-	-	-	-	-	-	-	-
Biological assets	-	-	-	-	-	-	-	-	-
Land and sub-soil assets	-	-	-	-	-	-	-	-	-
Software and other intangible assets	-	-	-	-	-	-	-	-	-
Payments for financial assets	-	-	-	-	-	-	-	-	-
Unallocated contingency reserve	-	-	-	-	-	-	-	-	-
Total payments	1 120 518	1 206 877	1 282 033	1 267 948	1 234 702	1 234 702	1 294 801	1 356 955	1 422 084
Surplus/(deficit) before financing	-	-	-	-	-	-	-	-	-
Financing									
Roll-overs	-	-	-	-	-	-	-	-	-
Other (Specify)	-	-	-	-	-	-	-	-	-
Surplus/(deficit) after financing	-	-	-	-	-	-	-	-	-

Mpumalanga Hospitals - Summary of Personnel Numbers and Costs

	As at 31 March 2018	As at 31 March 2019	As at 31 March 2020	As at 31 March 2021	As at 31 March 2022	As at 31 March 2023	As at 31 March 2024
Personnel numbers							
Professionals							
Medical Practitioners	275	242	265	325	325	325	325
Medical Specialists	49	41	43	36	44	44	44
Total Doctors	324	283	308	361	369	369	369
Professional Nurses	525	471	549	660	660	660	660
Nursing assistants and pupil nurses	485	391	369	419	419	419	419
Student nurses	-	-	-	-	-	-	-
Total Nurses	1 010	862	918	1 079	1 079	1 079	1 079
Ambulance personnel	-	-	-	-	-	-	-
Dentists, dental therapy, oral hygiene	29	20	20	19	19	19	19
Dieticians	16	14	15	16	16	16	16
Environmental health	3	2	2	2	2	2	2
Health sciences and medical technicians	-	-	-	-	-	-	-
Occupational therapists	17	14	11	14	14	14	14
Optometrists	1	1	1	1	1	1	1
Pharmacy assistants	9	9	8	8	8	8	8
Pharmacists	46	42	47	52	52	52	52
Physiotherapists	19	18	19	18	18	18	18
Psychologists	7	6	6	6	6	6	6
Radiographers	32	28	30	33	33	33	33
Speech and hearing therapists	29	16	16	19	19	19	19
Total Other Health Professionals	208	170	175	188	188	188	188
Administrative	681	645	642	632	632	632	632
Admin Levels: 10 - <	675	639	636	626	626	626	626
Admin Levels: 11 - 12	4	4	4	4	4	4	4
Admin Levels: 13 - >	2	2	2	2	2	2	2
Total Hospital Personnel	2 223	1 960	2 043	2 260	2 268	2 268	2 268
Total personnel cost (R thousand)	795 083	819 078	874 785	953 019	878 385	878 385	931 576
Unit cost (R thousand)	358	418	428	422	387	387	411

Year	2021/22			2020/21			2021/22	2022/23	2023/24
Hospital name	Rob Ferreira			Tertiary Hospital			Medium-term estimates		
Type	2017/18	2018/19	2019/20	Main Budget	Adjusted Budget	Revised Estimates			
R thousand	Audited								
Receipts	615 934	661 946	705 463	712 957	701 064	701 064	707 908	741 888	777 498
Transfer receipts from national	615 934	661 946	705 463	712 957	701 064	701 064	707 908	741 888	777 498
Equitable share	563 549	598 786	641 751	647 996	632 334	632 334	637 411	668 007	700 071
Conditional grants	52 385	63 160	63 712	64 961	68 730	68 730	70 497	73 881	77 427
National Tertiary Services Grant	52 385	63 160	63 712	64 961	68 730	68 730	70 497	73 881	77 427
Funds from Provincial Own Revenue	-	-	-	-	-	-	-	-	-
Total receipts	615 934	661 946	705 463	712 957	701 064	701 064	707 908	741 888	777 498
Payments	606 971	641 855	683 893	695 473	693 696	693 696	690 390	723 529	758 257
Current payments	606 971	641 855	683 893	695 473	693 696	693 696	690 390	723 529	758 257
Compensation of Employees	446 536	457 002	482 174	539 852	503 919	503 919	507 162	531 506	557 018
Goods and services	160 433	184 765	201 719	155 621	189 777	189 777	183 228	192 023	201 239
of which									
Consultants and professional services	25 739	34 525	11 848	25 995	26 995	26 995	50 389	52 808	55 342
Maintenance and Minor repairs	42	-	-	-	-	-	-	-	-
Medical services	-	-	-	-	-	-	-	-	-
Medical supplies	38 355	54 931	67 546	45 954	48 669	48 669	50 193	52 602	55 127
Medicine	30 022	36 329	33 964	24 421	30 120	30 120	33 110	34 699	36 365
Other	66 275	58 980	88 361	59 251	83 993	83 993	49 536	51 914	54 405
Interest and rent on land	2	88	-	-	-	-	-	-	-
Transfers and subsidies to:	706	1 479	772	625	1 299	1 299	879	921	966
Provinces and municipalities	-	-	-	-	-	-	-	-	-
Departmental agencies and accounts	-	-	1	28	28	28	28	29	31
Higher education institutions	-	-	-	-	-	-	-	-	-
Foreign governments and international organisations	-	-	-	-	-	-	-	-	-
Public corporations and private enterprises	-	-	-	-	-	-	-	-	-
Non-profit institutions	-	-	-	-	-	-	-	-	-
Households	706	1 479	771	597	1 271	1 271	851	892	935
Payments for capital assets	8 257	18 612	20 798	16 859	6 069	6 069	16 639	17 438	18 275
Buildings and other fixed structures	-	-	-	-	-	-	-	-	-
Machinery and equipment	8 257	18 612	20 798	16 859	6 069	6 069	16 639	17 438	18 275
Heritage assets	-	-	-	-	-	-	-	-	-
Specialised military assets	-	-	-	-	-	-	-	-	-
Biological assets	-	-	-	-	-	-	-	-	-
Land and sub-soil assets	-	-	-	-	-	-	-	-	-
Software and other intangible assets	-	-	-	-	-	-	-	-	-
Payments for financial assets	-	-	-	-	-	-	-	-	-
Unallocated contingency reserve	-	-	-	-	-	-	-	-	-
Total payments	668 319	661 946	705 463	712 957	701 064	701 064	707 908	741 888	777 498
	(52 385)	-	-	-	-	-	-	-	-
Financing									
Roll-overs	-	-	-	-	-	-	-	-	-
Other (Specify)	-	-	-	-	-	-	-	-	-
Surplus/(deficit) after financing	(52 385)	-	-	-	-	-	-	-	-

Mpumalanga Hospitals - Summary of Personnel Numbers and Costs

Personnel numbers	As at 31	As at 31	As at 31	As at 31	As at 31	As at 31	As at 31
	March 2018	March 2019	March 2020	March 2021	March 2022	March 2023	March 2024
Professionals							
Medical Practitioners	142	121	134	161	161	161	161
Medical Specialists	20	17	18	15	19	19	19
Total Doctors	162	138	152	176	180	180	180
Professional Nurses	307	269	309	406	406	406	406
Nursing assistants and pupil nurses	305	212	205	206	206	206	206
Student nurses	-	-	-	-	-	-	-
Total Nurses	612	481	514	612	612	612	612
Ambulance personnel	-	-	-	-	-	-	-
Dentists, dental therapy, oral hygiene	17	10	9	8	8	8	8
Dieticians	8	8	8	9	9	9	9
Environmental health	1	1	1	1	1	1	1
Health sciences and medical technicians	-	-	-	-	-	-	-
Occupational therapists	11	10	7	8	8	8	8
Optometrists	-	-	-	-	-	-	-
Pharmacy assistants	5	5	5	5	5	5	5
Pharmacists	24	21	26	27	27	27	27
Physiotherapists	11	9	11	8	8	8	8
Psychologists	3	2	2	2	2	2	2
Radiographers	15	12	13	16	16	16	16
Speech and hearing therapists	12	8	7	9	9	9	9
Total Other Health Professionals	107	86	89	93	93	93	93
Administrative	410	387	382	385	385	385	385
Admin Levels: 10 - <	407	384	379	382	382	382	382
Admin Levels: 11 - 12	2	2	2	2	2	2	2
Admin Levels: 13 - >	1	1	1	1	1	1	1
Total Hospital Personnel	1 291	1 092	1 137	1 266	1 270	1 270	1 270
Total personnel cost (R thousand)	446 536	457 002	482 174	539 852	503 919	503 919	507 162
Unit cost (R thousand)	346	419	424	426	397	397	399

Year : 2021/22
 Hospital name : Witbank
 Type : Tertiary Hospital

	2017/18	2018/19	2019/20	2020/21	2020/21	2020/21	2021/22	2022/23	2023/24
	Audited			Main Budget	Adjusted Budget	Revised Estimates	Medium-term estimates		
R thousand									
Receipts									
Transfer receipts from national	504 584	544 931	576 570	554 991	533 638	533 638	586 893	615 067	644 586
Equitable share	447 130	486 147	517 081	484 159	465 539	465 539	514 979	539 698	565 603
Conditional grants	57 454	58 784	59 489	70 832	68 099	68 099	71 914	75 369	78 983
National Tertiary Services Grant	57 454	58 784	59 489	70 832	68 099	68 099	71 914	75 369	78 983
Funds from Provincial Own Revenue	-	-	-	-	-	-	-	-	-
Total receipts	504 584	544 931	576 570	554 991	533 638	533 638	586 893	615 067	644 586
Payments									
Current payments	487 795	531 898	557 661	542 339	526 163	526 163	569 205	596 531	625 160
Compensation of Employees	348 547	362 076	392 611	413 167	374 466	374 466	424 414	444 786	466 136
Goods and services	139 248	169 782	113 559	129 172	151 697	151 697	144 791	151 745	159 024
of which									
Consultants and professional services	19 843	22 875	24 283	21 112	20 112	20 112	20 785	21 783	22 828
Maintenance and Minor repairs	25	-	-	-	-	-	-	-	-
Medical services	-	-	-	-	-	-	-	-	-
Medical supplies	42 246	66 070	62 050	44 056	46 486	46 486	43 657	45 753	47 949
Medicine	24 944	25 401	27 226	13 730	18 031	18 031	25 041	26 243	27 503
Other	52 190	55 436	-	50 274	67 068	67 068	55 308	57 966	60 744
Interest and rent on land	-	40	51 491	-	-	-	-	-	-
Transfers and subsidies to:	1 730	1 008	913	532	1 181	1 181	534	559	586
Provinces and municipalities	-	-	-	-	-	-	-	-	-
Departmental agencies and accounts	8	8	8	22	22	22	25	26	27
Higher education institutions	-	-	-	-	-	-	-	-	-
Foreign governments and international organisations	-	-	-	-	-	-	-	-	-
Public corporations and private enterprises	-	-	-	-	-	-	-	-	-
Non-profit institutions	-	-	-	-	-	-	-	-	-
Households	1 722	1 000	905	510	1 159	1 159	509	533	559
Payments for capital assets	15 059	12 025	17 996	12 120	6 294	6 294	17 154	17 977	18 840
Buildings and other fixed structures	-	-	-	-	-	-	-	-	-
Machinery and equipment	15 059	12 025	17 996	12 120	6 294	6 294	17 154	17 977	18 840
Heritage assets	-	-	-	-	-	-	-	-	-
Specialised military assets	-	-	-	-	-	-	-	-	-
Biological assets	-	-	-	-	-	-	-	-	-
Land and sub-soil assets	-	-	-	-	-	-	-	-	-
Software and other intangible assets	-	-	-	-	-	-	-	-	-
Payments for financial assets	-	-	-	-	-	-	-	-	-
Unallocated contingency reserve	-	-	-	-	-	-	-	-	-
Total payments	562 038	544 931	576 570	554 991	533 638	533 638	586 893	615 067	644 586
	(57 454)	-	-	-	-	-	-	-	-
Financing									
Roll-overs	-	-	-	-	-	-	-	-	-
Other (Specify)	-	-	-	-	-	-	-	-	-
Surplus/(deficit) after financing	(57 454)	-	-	-	-	-	-	-	-

Mpumalanga Hospitals - Summary of Personnel Numbers and Costs

	As at 31 March 2018	As at 31 March 2019	As at 31 March 2020	As at 31 March 2021	As at 31 March 2022	As at 31 March 2023	As at 31 March 2024
Personnel numbers							
Professionals							
Medical Practitioners	133	121	131	164	164	164	164
Medical Specialists	29	24	25	21	25	25	25
Total Doctors	162	145	156	185	189	189	189
Professional Nurses	218	202	240	254	254	254	254
Nursing assistants and pupil nurses	180	179	164	213	213	213	213
Student nurses	-	-	-	-	-	-	-
Total Nurses	398	381	404	467	467	467	467
Ambulance personnel	-	-	-	-	-	-	-
Dentists, dental therapy, oral hygiene	12	10	11	11	11	11	11
Dieticians	8	6	7	7	7	7	7
Environmental health	2	1	1	1	1	1	1
Health sciences and medical technicians	-	-	-	-	-	-	-
Occupational therapists	6	4	4	6	6	6	6
Optometrists	1	1	1	1	1	1	1
Pharmacy assistants	4	4	3	3	3	3	3
Pharmacists	22	21	21	25	25	25	25
Physiotherapists	8	9	8	10	10	10	10
Psychologists	4	4	4	4	4	4	4
Radiographers	17	16	17	17	17	17	17
Speech and hearing therapists	17	8	9	10	10	10	10
Total Other Health Professionals	101	84	86	95	95	95	95
Administrative	271	258	260	247	247	247	247
Admin Levels: 10 - <	268	255	257	244	244	244	244
Admin Levels: 11 - 12	2	2	2	2	2	2	2
Admin Levels: 13 - >	1	1	1	1	1	1	1
Total Hospital Personnel	932	868	906	994	998	998	998
Total personnel cost (R thousand)	348 547	362 076	392 611	413 167	374 466	374 466	424 414
Unit cost (R thousand)	374	417	433	416	375	375	425

Year : 2021/22
 Type : General Hospitals
 Summary

	2017/18	2018/19	2019/20	2020/21	2020/21	2021/22	2022/23	2023/24	
	Audited			Main Budget	Adjusted Budget	Revised Estimates	Medium-term estimates		
R thousand									
Receipts									
Transfer receipts from national	1 051 345	1 094 531	1 191 571	1 226 065	1 174 908	1 174 908	1 229 728	1 288 755	1 350 615
Equitable share	1 051 345	1 094 531	1 191 571	1 226 065	1 174 908	1 174 908	1 229 728	1 288 755	1 350 615
Conditional grants	-	-	-	-	-	-	-	-	-
National Tertiary Services Grant	-	-	-	-	-	-	-	-	-
Funds from Provincial Own Revenue	-	-	-	-	-	-	-	-	-
Total receipts	1 051 345	1 094 531	1 191 571	1 226 065	1 174 908	1 174 908	1 229 728	1 288 755	1 350 615
Payments									
Current payments	1 045 536	1 088 933	1 182 804	1 220 310	1 168 419	1 168 419	1 223 697	1 282 434	1 343 990
Compensation of Employees	845 746	872 153	935 868	1 006 850	952 860	952 860	994 636	1 042 379	1 092 413
Goods and services	199 790	216 739	246 936	213 460	215 559	215 559	229 061	240 055	251 577
<i>of which</i>									
Consultants and professional services	28 154	36 443	44 061	37 471	36 977	36 977	37 471	39 270	41 155
Maintenance and Minor repairs	-	-	-	-	-	-	-	-	-
Medical services	-	-	-	-	-	-	-	-	-
Medical supplies	58 287	79 248	91 273	78 538	78 388	78 388	84 164	88 204	92 437
Medicine	43 775	47 783	40 111	25 419	25 419	25 419	34 810	36 481	38 232
Other	69 574	53 265	71 491	72 032	74 775	74 775	72 616	76 100	79 753
Interest and rent on land	-	41	-	-	-	-	-	-	-
Transfers and subsidies to:	5 376	5 598	6 293	2 755	2 755	2 755	2 887	3 026	3 172
Provinces and municipalities	-	-	-	-	-	-	-	-	-
Departmental agencies and accounts	12	12	29	64	64	64	67	70	74
Higher education institutions	-	-	-	-	-	-	-	-	-
Foreign governments and international organisations	-	-	-	-	-	-	-	-	-
Public corporations and private enterprises	-	-	-	-	-	-	-	-	-
Non-profit institutions	-	-	-	-	-	-	-	-	-
Households	5 364	5 586	6 264	2 691	2 691	2 691	2 820	2 956	3 098
Payments for capital assets	433	-	2 474	3 000	3 734	3 734	3 144	3 295	3 453
Buildings and other fixed structures	-	-	-	-	-	-	-	-	-
Machinery and equipment	433	-	2 474	3 000	3 734	3 734	3 144	3 295	3 453
Heritage assets	-	-	-	-	-	-	-	-	-
Specialised military assets	-	-	-	-	-	-	-	-	-
Biological assets	-	-	-	-	-	-	-	-	-
Land and sub-soil assets	-	-	-	-	-	-	-	-	-
Software and other intangible assets	-	-	-	-	-	-	-	-	-
Payments for financial assets	-	-	-	-	-	-	-	-	-
Unallocated contingency reserve	-	-	-	-	-	-	-	-	-
Total payments	1 051 345	1 094 531	1 191 571	1 226 065	1 174 908	1 174 908	1 229 728	1 288 755	1 350 615
Financing									
Roll-overs	-	-	-	-	-	-	-	-	-
Other (Specify)	-	-	-	-	-	-	-	-	-
Surplus/(deficit) after financing	-	-	-	-	-	-	-	-	-

Mpumalanga Hospitals - Summary of Personnel Numbers and Costs

	As at 31 March 2018	As at 31 March 2019	As at 31 March 2020	As at 31 March 2021	As at 31 March 2022	As at 31 March 2023	As at 31 March 2024
Personnel numbers							
Professionals							
Medical Practitioners	185	163	203	248	239	239	239
Medical Specialists	22	14	13	11	18	18	18
Total Doctors	207	177	216	259	257	257	257
Professional Nurses	633	612	637	677	677	677	677
Nursing assistants and pupil nurses	463	306	410	496	496	496	496
Student nurses	-	-	4	-	-	-	-
Total Nurses	1 096	918	1 051	1 173	1 173	1 173	1 173
Ambulance personnel	-	-	-	-	-	-	-
Dentists, dental therapy, oral hygiene	23	20	19	20	20	20	20
Dieticians	26	20	18	18	18	18	18
Environmental health	7	6	5	4	4	4	4
Health sciences and medical technicians	-	-	-	-	-	-	-
Occupational therapists	22	15	15	18	18	18	18
Optometrists	2	2	2	2	2	2	2
Pharmacy assistants	25	24	24	23	23	23	23
Pharmacists	51	42	45	46	46	46	46
Physiotherapists	22	13	20	22	22	22	22
Psychologists	11	9	7	5	5	5	5
Radiographers	25	23	25	27	27	27	27
Speech and hearing therapists	21	12	11	12	12	12	12
Total Other Health Professionals	235	186	191	197	197	197	197
Administrative	812	899	778	768	769	769	769
Admin Levels: 10 - <	802	888	769	759	759	759	759
Admin Levels: 11 - 12	7	8	7	7	8	8	8
Admin Levels: 13 - >	3	3	2	2	2	2	2
Total Hospital Personnel	2 350	2 180	2 236	2 397	2 396	2 396	2 396
Total personnel cost (R thousand)	845 746	872 153	935 868	1 006 850	952 860	952 860	994 636
Unit cost (R thousand)	360	400	419	420	398	398	415

Year : 2021/22
 Hospital name : Ermelo
 Type : General Hospital

	2017/18	2018/19	2019/20	Main Budget	2020/21 Adjusted Budget	Revised Estimates	2021/22	2022/23	2023/24
R thousand	Audited			Medium-term estimates			Medium-term estimates		
Receipts									
Transfer receipts from national	257 720	267 833	295 362	309 596	303 977	303 977	313 324	328 364	344 125
Equitable share	257 720	267 833	295 362	309 596	303 977	303 977	313 324	328 364	344 125
Conditional grants	-	-	-	-	-	-	-	-	-
National Tertiary Services Grant	-	-	-	-	-	-	-	-	-
Funds from Provincial Own Revenue	-	-	-	-	-	-	-	-	-
Total receipts	257 720	267 833	295 362	309 596	303 977	303 977	313 324	328 364	344 125
Payments									
Current payments	256 363	267 337	293 959	308 267	302 287	302 287	311 726	326 689	342 370
Compensation of Employees	207 794	216 224	235 660	256 461	247 789	247 789	253 264	265 421	278 161
Goods and services	48 569	51 093	58 299	51 806	54 498	54 498	58 462	61 268	64 209
of which									
Consultants and professional services	7 121	8 620	10 376	8 433	9 500	9 500	10 142	10 629	11 139
Maintenance and Minor repairs	-	-	-	-	-	-	-	-	-
Medical services	-	-	-	-	-	-	-	-	-
Medical supplies	12 705	15 780	20 086	17 865	17 715	17 715	19 125	20 043	21 005
Medicine	9 340	11 606	10 191	6 043	6 043	6 043	8 557	8 968	9 398
Other	19 403	15 087	17 646	19 465	21 240	21 240	20 638	21 628	22 667
Interest and rent on land	-	20	-	-	-	-	-	-	-
Transfers and subsidies to:	1 357	496	1 149	529	529	529	750	786	824
Provinces and municipalities	-	-	-	-	-	-	-	-	-
Departmental agencies and accounts	-	-	10	19	19	19	19	20	21
Higher education institutions	-	-	-	-	-	-	-	-	-
Foreign governments and international organisations	-	-	-	-	-	-	-	-	-
Public corporations and private enterprises	-	-	-	-	-	-	-	-	-
Non-profit institutions	-	-	-	-	-	-	-	-	-
Households	1 357	496	1 139	510	510	510	731	766	803
Payments for capital assets	-	-	254	800	1 161	1 161	848	889	931
Buildings and other fixed structures	-	-	-	-	-	-	-	-	-
Machinery and equipment	-	-	254	800	1 161	1 161	848	889	931
Heritage assets	-	-	-	-	-	-	-	-	-
Specialised military assets	-	-	-	-	-	-	-	-	-
Biological assets	-	-	-	-	-	-	-	-	-
Land and sub-soil assets	-	-	-	-	-	-	-	-	-
Software and other intangible assets	-	-	-	-	-	-	-	-	-
Payments for financial assets	-	-	-	-	-	-	-	-	-
Unallocated contingency reserve	-	-	-	-	-	-	-	-	-
Total payments	257 720	267 833	295 362	309 596	303 977	303 977	313 324	328 364	344 125
Financing									
Roll-overs	-	-	-	-	-	-	-	-	-
Other (Specify)	-	-	-	-	-	-	-	-	-
Surplus/(deficit) after financing	-	-	-	-	-	-	-	-	-

Mpumalanga Hospitals - Summary of Personnel Numbers and Costs

	As at 31 March 2018	As at 31 March 2019	As at 31 March 2020	As at 31 March 2021	As at 31 March 2022	As at 31 March 2023	As at 31 March 2024
Personnel numbers							
Professionals							
Medical Practitioners	42	35	46	56	56	56	56
Medical Specialists	3	2	2	2	2	2	2
Total Doctors	45	37	48	58	58	58	58
Professional Nurses	164	167	171	181	181	181	181
Nursing assistants and pupil nurses	130	-20	104	123	123	123	123
Student nurses	-	-	-	-	-	-	-
Total Nurses	294	147	275	304	304	304	304
Ambulance personnel	-	-	-	-	-	-	-
Dentists, dental therapy, oral hygiene	7	7	8	8	8	8	8
Dieticians	7	6	4	4	4	4	4
Environmental health	2	2	1	1	1	1	1
Health sciences and medical technicians	-	-	-	-	-	-	-
Occupational therapists	6	4	5	5	5	5	5
Optometrists	-	-	-	-	-	-	-
Pharmacy assistants	9	9	9	8	8	8	8
Pharmacists	20	14	16	14	14	14	14
Physiotherapists	8	3	5	8	8	8	8
Psychologists	4	4	3	1	1	1	1
Radiographers	6	7	8	9	9	9	9
Speech and hearing therapists	10	3	3	3	3	3	3
Total Other Health Professionals	79	59	62	61	61	61	61
Administrative	206	338	209	222	223	223	223
Admin Levels: 10 - <	204	335	207	220	220	220	220
Admin Levels: 11 - 12	1	2	1	1	2	2	2
Admin Levels: 13 - >	1	1	1	1	1	1	1
Total Hospital Personnel	624	581	594	645	646	646	646
Total personnel cost (R thousand)	207 794	216 224	235 660	256 461	247 789	247 789	253 264
Unit cost (R thousand)	333	372	397	398	384	384	392

Year : 2021/22
 Hospital name : Mapulaneng
 Type : General Hospital

	2017/18	2018/19	2019/20	2020/21	2020/21	2020/21	2021/22	2022/23	2023/24
	Audited			Main Budget	Adjusted Budget	Revised Estimates	Medium-term estimates		
R thousand									
Receipts									
Transfer receipts from national	297 046	311 757	354 189	351 644	324 975	324 975	355 585	372 653	390 540
Equitable share	297 046	311 757	354 189	351 644	324 975	324 975	355 585	372 653	390 540
Conditional grants	-	-	-	-	-	-	-	-	-
National Tertiary Services Grant	-	-	-	-	-	-	-	-	-
Funds from Provincial Own Revenue	-	-	-	-	-	-	-	-	-
Total receipts	297 046	311 757	354 189	351 644	324 975	324 975	355 585	372 653	390 540
Payments									
Current payments	295 576	308 159	351 441	349 523	322 854	322 854	353 595	370 567	388 354
Compensation of Employees	240 093	254 948	276 954	287 027	259 709	259 709	287 630	301 436	315 905
Goods and services	55 483	53 190	74 487	62 496	63 145	63 145	65 965	69 131	72 449
of which									
Consultants and professional services	6 173	7 348	12 611	9 998	9 998	9 998	8 433	8 838	9 262
Maintenance and Minor repairs	-	-	-	-	-	-	-	-	-
Medical services	-	-	-	-	-	-	-	-	-
Medical supplies	18 443	17 936	27 834	25 221	25 221	25 221	27 002	28 298	29 656
Medicine	13 802	13 869	11 886	6 587	6 587	6 587	10 119	10 605	11 114
Other	17 065	14 037	22 156	20 690	21 339	21 339	20 411	21 390	22 417
Interest and rent on land	-	21	-	-	-	-	-	-	-
Transfers and subsidies to:	1 470	3 598	1 971	1 121	1 121	1 121	952	998	1 046
Provinces and municipalities	-	-	-	-	-	-	-	-	-
Departmental agencies and accounts	12	12	13	21	21	21	21	22	23
Higher education institutions	-	-	-	-	-	-	-	-	-
Foreign governments and international organisations	-	-	-	-	-	-	-	-	-
Public corporations and private enterprises	-	-	-	-	-	-	-	-	-
Non-profit institutions	-	-	-	-	-	-	-	-	-
Households	1 458	3 586	1 958	1 100	1 100	1 100	931	976	1 023
Payments for capital assets	-	-	777	1 000	1 000	1 000	1 038	1 088	1 140
Buildings and other fixed structures	-	-	-	-	-	-	-	-	-
Machinery and equipment	-	-	777	1 000	1 000	1 000	1 038	1 088	1 140
Heritage assets	-	-	-	-	-	-	-	-	-
Specialised military assets	-	-	-	-	-	-	-	-	-
Biological assets	-	-	-	-	-	-	-	-	-
Land and sub-soil assets	-	-	-	-	-	-	-	-	-
Software and other intangible assets	-	-	-	-	-	-	-	-	-
Payments for financial assets	-	-	-	-	-	-	-	-	-
Unallocated contingency reserve	-	-	-	-	-	-	-	-	-
Total payments	297 046	311 757	354 189	351 644	324 975	324 975	355 585	372 653	390 540
Financing									
Roll-overs	-	-	-	-	-	-	-	-	-
Other (Specify)	-	-	-	-	-	-	-	-	-
Surplus/(deficit) after financing	-	-	-	-	-	-	-	-	-

Mpumalanga Hospitals - Summary of Personnel Numbers and Costs

	As at 31 March 2018	As at 31 March 2019	As at 31 March 2020	As at 31 March 2021	As at 31 March 2022	As at 31 March 2023	As at 31 March 2024
Personnel numbers							
Professionals							
Medical Practitioners	39	48	57	66	57	57	57
Medical Specialists	4	1	1	1	4	4	4
Total Doctors	43	49	58	67	61	61	61
Professional Nurses	150	146	151	161	161	161	161
Nursing assistants and pupil nurses	161	142	139	188	188	188	188
Student nurses	-	-	-	-	-	-	-
Total Nurses	311	288	290	349	349	349	349
Ambulance personnel	-	-	-	-	-	-	-
Dentists, dental therapy, oral hygiene	7	7	6	7	7	7	7
Dieticians	7	5	5	5	5	5	5
Environmental health	3	2	2	1	1	1	1
Health sciences and medical technicians	-	-	-	-	-	-	-
Occupational therapists	5	5	5	7	7	7	7
Optometrists	1	1	1	1	1	1	1
Pharmacy assistants	5	4	4	4	4	4	4
Pharmacists	12	11	11	12	12	12	12
Physiotherapists	4	3	6	7	7	7	7
Psychologists	3	3	3	3	3	3	3
Radiographers	7	7	8	9	9	9	9
Speech and hearing therapists	2	2	2	5	5	5	5
Total Other Health Professionals	56	50	53	61	61	61	61
Administrative	281	250	257	250	250	250	250
Admin Levels: 10 - <	276	245	253	246	246	246	246
Admin Levels: 11 - 12	4	4	4	4	4	4	4
Admin Levels: 13 - >	1	1	-	-	-	-	-
Total Hospital Personnel	691	637	658	727	721	721	721
Total personnel cost (R thousand)	240 093	254 948	276 954	287 027	259 709	259 709	287 630
Unit cost (R thousand)	347	400	421	395	360	360	399

Year : 2021/22
 Hospital name : Themba
 Type : General Hospital

	2017/18	2018/19	2019/20	Main Budget	2020/21 Adjusted Budget	Revised Estimates	2021/22	2022/23	2023/24
R thousand	Audited						Medium-term estimates		
Receipts									
Transfer receipts from national	496 579	514 941	542 020	564 825	545 956	545 956	560 819	587 738	615 950
Equitable share	496 579	514 941	542 020	564 825	545 956	545 956	560 819	587 738	615 950
Conditional grants									
National Tertiary Services Grant	-	-	-	-	-	-	-	-	-
Funds from Provincial Own Revenue	-	-	-	-	-	-	-	-	-
Total receipts	496 579	514 941	542 020	564 825	545 956	545 956	560 819	587 738	615 950
Payments									
Current payments	493 597	513 437	537 404	562 520	543 278	543 278	558 376	585 178	613 266
Compensation of Employees	397 859	400 981	423 254	463 362	445 362	445 362	453 742	475 522	498 347
Goods and services	95 738	112 456	114 150	99 158	97 916	97 916	104 634	109 656	114 919
of which									
Consultants and professional services	14 860	20 475	21 074	19 040	17 479	17 479	18 896	19 803	20 754
Maintenance and Minor repairs	-	-	-	-	-	-	-	-	-
Medical services	-	-	-	-	-	-	-	-	-
Medical supplies	27 139	45 532	43 353	35 452	35 452	35 452	38 037	39 863	41 776
Medicine	20 633	22 308	18 034	12 789	12 789	12 789	16 134	16 908	17 720
Other	33 106	24 141	31 689	31 877	32 196	32 196	31 567	33 082	34 669
Interest and rent on land	-	-	-	-	-	-	-	-	-
Transfers and subsidies to:	2 549	1 504	3 173	1 105	1 105	1 105	1 185	1 242	1 302
Provinces and municipalities	-	-	-	-	-	-	-	-	-
Departmental agencies and accounts	-	-	6	24	24	24	27	28	30
Higher education institutions	-	-	-	-	-	-	-	-	-
Foreign governments and international organisations	-	-	-	-	-	-	-	-	-
Public corporations and private enterprises	-	-	-	-	-	-	-	-	-
Non-profit institutions	-	-	-	-	-	-	-	-	-
Households	2 549	1 504	3 167	1 081	1 081	1 081	1 158	1 214	1 272
Payments for capital assets	433	-	1 443	1 200	1 573	1 573	1 258	1 318	1 382
Buildings and other fixed structures	-	-	-	-	-	-	-	-	-
Machinery and equipment	433	-	1 443	1 200	1 573	1 573	1 258	1 318	1 382
Heritage assets	-	-	-	-	-	-	-	-	-
Specialised military assets	-	-	-	-	-	-	-	-	-
Biological assets	-	-	-	-	-	-	-	-	-
Land and sub-soil assets	-	-	-	-	-	-	-	-	-
Software and other intangible assets	-	-	-	-	-	-	-	-	-
Payments for financial assets	-	-	-	-	-	-	-	-	-
Unallocated contingency reserve	-	-	-	-	-	-	-	-	-
Total payments	496 579	514 941	542 020	564 825	545 956	545 956	560 819	587 738	615 950
Financing									
Roll-overs	-	-	-	-	-	-	-	-	-
Other (Specify)	-	-	-	-	-	-	-	-	-
Surplus/(deficit) after financing	-	-	-	-	-	-	-	-	-

Mpumalanga Hospitals - Summary of Personnel Numbers and Costs

	As at 31 March 2018	As at 31 March 2019	As at 31 March 2020	As at 31 March 2021	As at 31 March 2022	As at 31 March 2023	As at 31 March 2024
Personnel numbers							
Professionals							
Medical Practitioners	104	80	100	126	126	126	126
Medical Specialists	15	11	10	8	12	12	12
Total Doctors	119	91	110	134	138	138	138
Professional Nurses	319	299	315	335	335	335	335
Nursing assistants and pupil nurses	172	184	167	185	185	185	185
Student nurses	-	-	4	-	-	-	-
Total Nurses	491	483	486	520	520	520	520
Ambulance personnel	-	-	-	-	-	-	-
Dentists, dental therapy, oral hygiene	9	6	5	5	5	5	5
Dieticians	12	9	9	9	9	9	9
Environmental health	2	2	2	2	2	2	2
Health sciences and medical technicians	-	-	-	-	-	-	-
Occupational therapists	11	6	5	6	6	6	6
Optometrists	1	1	1	1	1	1	1
Pharmacy assistants	11	11	11	11	11	11	11
Pharmacists	19	17	18	20	20	20	20
Physiotherapists	10	7	9	7	7	7	7
Psychologists	4	2	1	1	1	1	1
Radiographers	12	9	9	9	9	9	9
Speech and hearing therapists	9	7	6	4	4	4	4
Total Other Health Professionals	100	77	76	75	75	75	75
Administrative	325	311	312	296	296	296	296
Admin Levels: 10 - <	322	308	309	293	293	293	293
Admin Levels: 11 - 12	2	2	2	2	2	2	2
Admin Levels: 13 - >	1	1	1	1	1	1	1
Total Hospital Personnel	1 035	962	984	1 025	1 029	1 029	1 029
Total personnel cost (R thousand)	397 859	400 981	423 254	463 362	445 362	445 362	453 742
Unit cost (R thousand)	384	417	430	452	433	433	441

Year : 2021/22
 Type : TB Hospitals
 Summary

	2017/18	2018/19	2019/20	Main Budget	2020/21 Adjusted Budget	Revised Estimates	2021/22	2022/23	2023/24
R thousand	Audited						Medium-term estimates		
Receipts									
Transfer receipts from national	169 194	178 444	133 361	167 569	153 579	153 579	140 230	146 960	154 015
Equitable share	169 194	178 444	133 361	167 569	153 579	153 579	140 230	146 960	154 015
Conditional grants	-	-	-	-	-	-	-	-	-
National Tertiary Services Grant	-	-	-	-	-	-	-	-	-
Funds from Provincial Own Revenue	-	-	-	-	-	-	-	-	-
Total receipts	169 194	178 444	133 361	167 569	153 579	153 579	140 230	146 960	154 015
Payments									
Current payments	167 875	177 832	132 276	167 566	153 402	153 576	140 222	146 952	154 007
Compensation of Employees	121 403	126 696	109 551	144 945	129 625	129 625	126 918	133 009	139 394
Goods and services	46 469	51 136	22 725	22 621	23 777	23 951	13 304	13 943	14 613
of which									
Consultants and professional services	2 832	1 845	-	2 476	1 426	1 426	-	-	-
Maintenance and Minor repairs	-	1 154	-	-	-	-	-	-	-
Medical services	-	-	-	-	-	-	-	-	-
Medical supplies	843	1 157	1 353	1 407	3 070	3 070	960	1 006	1 054
Medicine	18 616	18 661	2 055	1 621	1 778	1 778	1 192	1 249	1 309
Other	24 178	28 319	19 317	17 117	17 503	17 677	11 152	11 688	12 250
Interest and rent on land	3	-	-	-	-	-	-	-	-
Transfers and subsidies to:	764	602	508	3	177	3	8	8	8
Provinces and municipalities	-	-	-	3	3	3	-	-	-
Departmental agencies and accounts	13	8	8	-	-	-	8	8	8
Higher education institutions	-	-	-	-	-	-	-	-	-
Foreign governments and international organisations	-	-	-	-	-	-	-	-	-
Public corporations and private enterprises	-	-	-	-	-	-	-	-	-
Non-profit institutions	-	-	-	-	-	-	-	-	-
Households	751	594	500	-	174	-	-	-	-
Payments for capital assets	555	10	577	-	-	-	-	-	-
Buildings and other fixed structures	-	-	-	-	-	-	-	-	-
Machinery and equipment	555	10	577	-	-	-	-	-	-
Heritage assets	-	-	-	-	-	-	-	-	-
Specialised military assets	-	-	-	-	-	-	-	-	-
Biological assets	-	-	-	-	-	-	-	-	-
Land and sub-soil assets	-	-	-	-	-	-	-	-	-
Software and other intangible assets	-	-	-	-	-	-	-	-	-
Payments for financial assets	-	-	-	-	-	-	-	-	-
Unallocated contingency reserve	-	-	-	-	-	-	-	-	-
Total payments	169 194	178 444	133 361	167 569	153 579	153 579	140 230	146 960	154 015
Financing									
Roll-overs	-	-	-	-	-	-	-	-	-
Other (Specify)	-	-	-	-	-	-	-	-	-
Surplus/(deficit) after financing	-	-	-	-	-	-	-	-	-

Mpumalanga Hospitals - Summary of Personnel Numbers and Costs

	As at 31 March 2018	As at 31 March 2019	As at 31 March 2020	As at 31 March 2021	As at 31 March 2022	As at 31 March 2023	As at 31 March 2024
Personnel numbers							
Professionals							
Medical Practitioners	9	5	6	4	5	5	5
Medical Specialists	-	-	-	-	-	-	-
Total Doctors	9	5	6	4	5	5	5
Professional Nurses	69	62	70	63	106	106	106
Nursing assistants and pupil nurses	91	78	74	72	80	80	80
Student nurses	-	-	-	-	-	-	-
Total Nurses	160	140	144	135	186	186	186
Ambulance personnel	-	-	-	-	-	-	-
Dentists, dental therapy, oral hygiene	-	-	-	-	-	-	-
Dieticians	4	5	4	5	5	5	5
Environmental health	1	1	1	1	1	1	1
Health sciences and medical technicians	-	-	-	-	-	-	-
Occupational therapists	2	1	1	-	-	-	-
Optometrists	-	-	-	-	-	-	-
Pharmacy assistants	3	3	2	3	3	3	3
Pharmacists	9	7	9	7	7	7	7
Physiotherapists	1	1	1	1	1	1	1
Psychologists	-	-	-	-	-	-	-
Radiographers	-	-	-	-	-	-	-
Speech and hearing therapists	7	4	7	4	4	4	4
Total Other Health Professionals	27	22	25	21	21	21	21
Administrative	276	250	236	230	230	230	230
Admin Levels: 10 - <	272	246	233	228	228	228	228
Admin Levels: 11 - 12	4	4	3	2	2	2	2
Admin Levels: 13 - >	-	-	-	-	-	-	-
Total Hospital Personnel	472	417	411	390	442	442	442
Total personnel cost (R thousand)	121 403	126 696	109 551	144 945	129 625	129 625	126 918
Unit cost (R thousand)	257	304	267	372	293	293	287

Year : 2021/22
 Hospital name : Barberton TB
 Type : District TB Hospital

	2017/18	2018/19	2019/20	2020/21	2020/21	2020/21	2021/22	2022/23	2023/24
	Audited			Main Budget	Adjusted Budget	Revised Estimates	Medium-term estimates		
R thousand									
Receipts									
Transfer receipts from national	47 211	51 576	43 805	45 977	39 614	39 614	36 614	38 371	40 213
Equitable share	47 211	51 576	43 805	45 977	39 614	39 614	36 614	38 371	40 213
Conditional grants	-	-	-	-	-	-	-	-	-
<i>National Tertiary Services Grant</i>	-	-	-	-	-	-	-	-	-
Funds from Provincial Own Revenue	-	-	-	-	-	-	-	-	-
Total receipts	47 211	51 576	43 805	45 977	39 614	39 614	36 614	38 371	40 213
Payments									
Current payments	47 041	51 470	43 654	45 977	39 614	39 614	36 614	38 371	40 213
Compensation of Employees	35 644	34 683	37 217	40 069	34 302	34 302	33 898	35 525	37 230
Goods and services	11 397	16 787	6 437	5 908	5 312	5 312	2 716	2 846	2 983
<i>of which</i>									
<i>Consultants and professional services</i>	1 099	-	-	906	456	456	-	-	-
<i>Maintenance and Minor repairs</i>	-	1 154	-	-	-	-	-	-	-
<i>Medical services</i>	-	-	-	-	-	-	-	-	-
<i>Medical supplies</i>	248	241	431	519	952	952	287	301	315
<i>Medicine</i>	4 031	4 163	1 083	437	637	637	288	302	316
<i>Other</i>	6 019	11 229	4 923	4 046	3 267	3 267	2 141	2 243	2 352
Interest and rent on land	-	-	-	-	-	-	-	-	-
Transfers and subsidies to:	37	106	13	-	-	-	-	-	-
Provinces and municipalities	-	-	-	-	-	-	-	-	-
Departmental agencies and accounts	5	-	-	-	-	-	-	-	-
Higher education institutions	-	-	-	-	-	-	-	-	-
Foreign governments and international organisations	-	-	-	-	-	-	-	-	-
Public corporations and private enterprises	-	-	-	-	-	-	-	-	-
Non-profit institutions	-	-	-	-	-	-	-	-	-
Households	32	106	13	-	-	-	-	-	-
Payments for capital assets	133	-	138	-	-	-	-	-	-
Buildings and other fixed structures	-	-	-	-	-	-	-	-	-
Machinery and equipment	133	-	138	-	-	-	-	-	-
Heritage assets	-	-	-	-	-	-	-	-	-
Specialised military assets	-	-	-	-	-	-	-	-	-
Biological assets	-	-	-	-	-	-	-	-	-
Land and sub-soil assets	-	-	-	-	-	-	-	-	-
Software and other intangible assets	-	-	-	-	-	-	-	-	-
Payments for financial assets	-	-	-	-	-	-	-	-	-
Unallocated contingency reserve	-	-	-	-	-	-	-	-	-
Total payments	47 211	51 576	43 805	45 977	39 614	39 614	36 614	38 371	40 213
Financing									
Roll-overs	-	-	-	-	-	-	-	-	-
Other (Specify)	-	-	-	-	-	-	-	-	-
Surplus/(deficit) after financing	-	-	-	-	-	-	-	-	-

Mpumalanga Hospitals - Summary of Personnel Numbers and Costs

	As at 31 March 2018	As at 31 March 2019	As at 31 March 2020	As at 31 March 2021	As at 31 March 2022	As at 31 March 2023	As at 31 March 2024
Personnel numbers							
Professionals							
Medical Practitioners	2	2	2	-	1	1	1
Medical Specialists	-	-	-	-	-	-	-
Total Doctors	2	2	2	-	1	1	1
Professional Nurses	13	13	12	10	53	53	53
Nursing assistants and pupil nurses	22	22	23	24	32	32	32
Student nurses	-	-	-	-	-	-	-
Total Nurses	35	35	35	34	85	85	85
Ambulance personnel	-	-	-	-	-	-	-
Dentists, dental therapy, oral hygiene	-	-	-	-	-	-	-
Dieticians	1	1	1	1	1	1	1
Environmental health	-	-	-	-	-	-	-
Health sciences and medical technicians	-	-	-	-	-	-	-
Occupational therapists	-	-	-	-	-	-	-
Optometrists	-	-	-	-	-	-	-
Pharmacy assistants	1	1	1	1	1	1	1
Pharmacists	3	3	2	2	2	2	2
Physiotherapists	1	1	1	1	1	1	1
Psychologists	-	-	-	-	-	-	-
Radiographers	-	-	-	-	-	-	-
Speech and hearing therapists	1	1	2	2	2	2	2
Total Other Health Professionals	7	7	7	7	7	7	7
Administrative	75	75	66	64	64	64	64
Admin Levels: 10 - <	74	74	65	63	63	63	63
Admin Levels: 11 - 12	1	1	1	1	1	1	1
Admin Levels: 13 - >	-	-	-	-	-	-	-
Total Hospital Personnel	119	119	110	105	157	157	157
Total personnel cost (R thousand)	35 644	34 683	37 217	40 069	34 302	34 302	33 898
Unit cost (R thousand)	300	291	338	382	218	218	216

Year	2021/22			2020/21			2021/22	2022/23	2023/24
Hospital name	Bongani TB			District TB Hospital			Medium-term estimates		
Type	2017/18	2018/19	2019/20	Main Budget	Adjusted Budget	Revised Estimates			
R thousand	Audited								
Receipts									
Transfer receipts from national	43 042	49 614	24 854	47 551	45 309	45 309	43 560	45 651	47 842
Equitable share	43 042	49 614	24 854	47 551	45 309	45 309	43 560	45 651	47 842
Conditional grants	-	-	-	-	-	-	-	-	-
<i>National Tertiary Services Grant</i>	-	-	-	-	-	-	-	-	-
Funds from Provincial Own Revenue	-	-	-	-	-	-	-	-	-
Total receipts	43 042	49 614	24 854	47 551	45 309	45 309	43 560	45 651	47 842
Payments									
Current payments	42 342	49 417	24 367	47 551	45 135	45 309	43 560	45 651	47 842
Compensation of Employees	33 340	37 065	18 198	42 344	38 035	38 035	39 428	41 320	43 304
Goods and services	9 001	12 352	6 169	5 207	7 100	7 274	4 132	4 331	4 538
<i>of which</i>									
Consultants and professional services	406	591	-	310	222	222	-	-	-
Maintenance and minor repairs	-	-	-	-	-	-	-	-	-
Medical services	-	-	-	-	-	-	-	-	-
Medical supplies	238	272	300	226	574	574	235	246	258
Medicine	2 386	4 670	278	394	501	501	301	315	330
Other	5 971	6 819	5 591	4 277	5 803	5 977	3 596	3 770	3 950
Interest and rent on land	1	-	-	-	-	-	-	-	-
Transfers and subsidies to:	575	197	392	-	174	-	-	-	-
Provinces and municipalities	-	-	-	-	-	-	-	-	-
Departmental agencies and accounts	-	-	-	-	-	-	-	-	-
Higher education institutions	-	-	-	-	-	-	-	-	-
Foreign governments and international organisations	-	-	-	-	-	-	-	-	-
Public corporations and private enterprises	-	-	-	-	-	-	-	-	-
Non-profit institutions	-	-	-	-	-	-	-	-	-
Households	575	197	392	-	174	-	-	-	-
Payments for capital assets	125	-	95	-	-	-	-	-	-
Buildings and other fixed structures	-	-	-	-	-	-	-	-	-
Machinery and equipment	125	-	95	-	-	-	-	-	-
Heritage assets	-	-	-	-	-	-	-	-	-
Specialised military assets	-	-	-	-	-	-	-	-	-
Biological assets	-	-	-	-	-	-	-	-	-
Land and sub-soil assets	-	-	-	-	-	-	-	-	-
Software and other intangible assets	-	-	-	-	-	-	-	-	-
Payments for financial assets	-	-	-	-	-	-	-	-	-
Unallocated contingency reserve	-	-	-	-	-	-	-	-	-
Total payments	43 042	49 614	24 854	47 551	45 309	45 309	43 560	45 651	47 842
Financing									
Roll-overs	-	-	-	-	-	-	-	-	-
Other (Specify)	-	-	-	-	-	-	-	-	-
Surplus/(deficit) after financing	-	-	-	-	-	-	-	-	-

Mpumalanga Hospitals - Summary of Personnel Numbers and Costs

	As at 31 March 2018	As at 31 March 2019	As at 31 March 2020	As at 31 March 2021	As at 31 March 2022	As at 31 March 2023	As at 31 March 2024
Personnel numbers							
Professionals							
Medical Practitioners	3	1	2	2	2	2	2
Medical Specialists	-	-	-	-	-	-	-
Total Doctors	3	1	2	2	2	2	2
Professional Nurses	21	17	19	19	19	19	19
Nursing assistants and pupil nurses	30	23	22	22	22	22	22
Student nurses	-	-	-	-	-	-	-
Total Nurses	51	40	41	41	41	41	41
Ambulance personnel	-	-	-	-	-	-	-
Dentists, dental therapy, oral hygiene	-	-	-	-	-	-	-
Dieticians	1	-	1	1	1	1	1
Environmental health	-	-	-	-	-	-	-
Health sciences and medical technicians	-	-	-	-	-	-	-
Occupational therapists	-	-	-	-	-	-	-
Optometrists	-	-	-	-	-	-	-
Pharmacy assistants	-	-	-	-	-	-	-
Pharmacists	2	-	3	1	1	1	1
Physiotherapists	-	-	-	-	-	-	-
Psychologists	-	-	-	-	-	-	-
Radiographers	-	-	-	-	-	-	-
Speech and hearing therapists	3	1	2	-	-	-	-
Total Other Health Professionals	6	1	6	2	2	2	2
Administrative	88	80	75	71	71	71	71
Admin Levels: 10 - <	87	79	74	71	71	71	71
Admin Levels: 11 - 12	1	1	1	-	-	-	-
Admin Levels: 13 - >	-	-	-	-	-	-	-
Total Hospital Personnel	148	122	124	116	116	116	116
Total personnel cost (R thousand)	33 340	37 065	18 198	42 344	38 035	38 035	39 428
Unit cost (R thousand)	225	304	147	365	328	328	340

Year : 2021/22
 Hospital name : Standerton TB
 Type : District Hospital

	2017/18	2018/19	2019/20	Main Budget	2020/21 Adjusted Budget	Revised Estimates	2021/22	2022/23	2023/24
R thousand	Audited						Medium-term estimates		
Receipts									
Transfer receipts from national	30 473	32 120	28 822	31 410	28 534	28 534	26 193	27 450	28 768
Equitable share	30 473	32 120	28 822	31 410	28 534	28 534	26 193	27 450	28 768
Conditional grants	-	-	-	-	-	-	-	-	-
National Tertiary Services Grant	-	-	-	-	-	-	-	-	-
Funds from Provincial Own Revenue	-	-	-	-	-	-	-	-	-
Total receipts	30 473	32 120	28 822	31 410	28 534	28 534	26 193	27 450	28 768
Payments									
Current payments	30 341	32 098	28 635	31 407	28 531	28 531	26 193	27 450	28 768
Compensation of Employees	21 624	24 459	24 649	26 440	24 515	24 515	23 115	24 224	25 387
Goods and services	8 717	7 639	3 986	4 967	4 016	4 016	3 078	3 226	3 381
of which									
Consultants and professional services	249	466	-	480	230	230	-	-	-
Maintenance and Minor repairs	-	-	-	-	-	-	-	-	-
Medical services	-	-	-	-	-	-	-	-	-
Medical supplies	31	167	206	193	373	373	207	217	227
Medicine	2 774	1 682	23	381	231	231	261	274	287
Other	5 663	5 324	3 757	3 913	3 182	3 182	2 610	2 735	2 867
Interest and rent on land	-	-	-	-	-	-	-	-	-
Transfers and subsidies to:	35	12	54	3	3	3	-	-	-
Provinces and municipalities	-	-	-	3	3	3	-	-	-
Departmental agencies and accounts	2	2	2	-	-	-	-	-	-
Higher education institutions	-	-	-	-	-	-	-	-	-
Foreign governments and international organisations	-	-	-	-	-	-	-	-	-
Public corporations and private enterprises	-	-	-	-	-	-	-	-	-
Non-profit institutions	-	-	-	-	-	-	-	-	-
Households	33	10	52	-	-	-	-	-	-
Payments for capital assets	97	10	133	-	-	-	-	-	-
Buildings and other fixed structures	-	-	-	-	-	-	-	-	-
Machinery and equipment	97	10	133	-	-	-	-	-	-
Heritage assets	-	-	-	-	-	-	-	-	-
Specialised military assets	-	-	-	-	-	-	-	-	-
Biological assets	-	-	-	-	-	-	-	-	-
Land and sub-soil assets	-	-	-	-	-	-	-	-	-
Software and other intangible assets	-	-	-	-	-	-	-	-	-
Payments for financial assets	-	-	-	-	-	-	-	-	-
Unallocated contingency reserve	-	-	-	-	-	-	-	-	-
Total payments	30 473	32 120	28 822	31 410	28 534	28 534	26 193	27 450	28 768
Financing									
Roll-overs	-	-	-	-	-	-	-	-	-
Other (Specify)	-	-	-	-	-	-	-	-	-
Surplus/(deficit) after financing	-	-	-	-	-	-	-	-	-

Mpumalanga Hospitals - Summary of Personnel Numbers and Costs

	As at 31 March 2018	As at 31 March 2019	As at 31 March 2020	As at 31 March 2021	As at 31 March 2022	As at 31 March 2023	As at 31 March 2024
Personnel numbers							
Professionals							
Medical Practitioners	2	1	-	-	-	-	-
Medical Specialists	-	-	-	-	-	-	-
Total Doctors	2	1	-	-	-	-	-
Professional Nurses	13	15	15	16	16	16	16
Nursing assistants and pupil nurses	20	14	12	9	9	9	9
Student nurses	-	-	-	-	-	-	-
Total Nurses	33	29	27	25	25	25	25
Ambulance personnel	-	-	-	-	-	-	-
Dentists, dental therapy, oral hygiene	-	-	-	-	-	-	-
Dieticians	1	1	1	1	1	1	1
Environmental health	-	-	-	-	-	-	-
Health sciences and medical technicians	-	-	-	-	-	-	-
Occupational therapists	1	-	-	-	-	-	-
Optometrists	-	-	-	-	-	-	-
Pharmacy assistants	1	1	1	1	1	1	1
Pharmacists	2	2	2	1	1	1	1
Physiotherapists	-	-	-	-	-	-	-
Psychologists	-	-	-	-	-	-	-
Radiographers	-	-	-	-	-	-	-
Speech and hearing therapists	1	1	1	1	1	1	1
Total Other Health Professionals	6	5	5	4	4	4	4
Administrative	50	38	36	35	35	35	35
Admin Levels: 10 - <	49	37	35	34	34	34	34
Admin Levels: 11 - 12	1	1	1	1	1	1	1
Admin Levels: 13 - >	-	-	-	-	-	-	-
Total Hospital Personnel	91	73	68	64	64	64	64
Total personnel cost (R thousand)	21 624	24 459	24 649	26 440	24 515	24 515	23 115
Unit cost (R thousand)	238	335	362	413	383	383	361

Year : 2021/22
 Hospital name : Witbank TB
 Type : District TB Hospital

	2017/18	2018/19	2019/20	Main Budget	2020/21 Adjusted Budget	Revised Estimates	2021/22	2022/23	2023/24
R thousand	Audited						Medium-term estimates		
Receipts									
Transfer receipts from national	48 468	45 134	35 880	42 631	40 122	40 122	33 863	35 488	37 192
Equitable share	48 468	45 134	35 880	42 631	40 122	40 122	33 863	35 488	37 192
Conditional grants	-	-	-	-	-	-	-	-	-
<i>National Tertiary Services Grant</i>	-	-	-	-	-	-	-	-	-
Funds from Provincial Own Revenue	-	-	-	-	-	-	-	-	-
Total receipts	48 468	45 134	35 880	42 631	40 122	40 122	33 863	35 488	37 192
Payments									
Current payments	48 151	44 847	35 620	42 631	40 122	40 122	33 855	35 480	37 184
Compensation of Employees	30 795	30 489	29 487	36 092	32 773	32 773	30 477	31 940	33 473
Goods and services	17 354	14 358	6 133	6 539	7 349	7 349	3 378	3 540	3 711
<i>of which</i>									
Consultants and professional services	1 078	788	-	780	518	518	-	-	-
Maintenance and Minor repairs	-	-	-	-	-	-	-	-	-
Medical services	-	-	-	-	-	-	-	-	-
Medical supplies	326	477	416	469	1 171	1 171	231	242	254
Medicine	9 425	8 146	671	409	409	409	342	358	376
Other	6 525	4 947	5 046	4 881	5 251	5 251	2 805	2 940	3 081
Interest and rent on land	2	-	-	-	-	-	-	-	-
Transfers and subsidies to:	117	287	49	-	-	-	8	8	8
Provinces and municipalities	-	-	-	-	-	-	-	-	-
Departmental agencies and accounts	6	6	6	-	-	-	8	8	8
Higher education institutions	-	-	-	-	-	-	-	-	-
Foreign governments and international organisations	-	-	-	-	-	-	-	-	-
Public corporations and private enterprises	-	-	-	-	-	-	-	-	-
Non-profit institutions	-	-	-	-	-	-	-	-	-
Households	111	281	43	-	-	-	-	-	-
Payments for capital assets	200	-	211	-	-	-	-	-	-
Buildings and other fixed structures	-	-	-	-	-	-	-	-	-
Machinery and equipment	200	-	211	-	-	-	-	-	-
Heritage assets	-	-	-	-	-	-	-	-	-
Specialised military assets	-	-	-	-	-	-	-	-	-
Biological assets	-	-	-	-	-	-	-	-	-
Land and sub-soil assets	-	-	-	-	-	-	-	-	-
Software and other intangible assets	-	-	-	-	-	-	-	-	-
Payments for financial assets	-	-	-	-	-	-	-	-	-
Unallocated contingency reserve	-	-	-	-	-	-	-	-	-
Total payments	48 468	45 134	35 880	42 631	40 122	40 122	33 863	35 488	37 192
Financing									
Roll-overs	-	-	-	-	-	-	-	-	-
Other (Specify)	-	-	-	-	-	-	-	-	-
Surplus/(deficit) after financing	-	-	-	-	-	-	-	-	-

Mpumalanga Hospitals - Summary of Personnel Numbers and Costs

	As at 31 March 2018	As at 31 March 2019	As at 31 March 2020	As at 31 March 2021	As at 31 March 2022	As at 31 March 2023	As at 31 March 2024
Personnel numbers							
Professionals							
Medical Practitioners	2	1	2	2	2	2	2
Medical Specialists	-	-	-	-	-	-	-
Total Doctors	2	1	2	2	2	2	2
Professional Nurses	22	17	24	18	18	18	18
Nursing assistants and pupil nurses	19	19	17	17	17	17	17
Student nurses	-	-	-	-	-	-	-
Total Nurses	41	36	41	35	35	35	35
Ambulance personnel	-	-	-	-	-	-	-
Dentists, dental therapy, oral hygiene	-	-	-	-	-	-	-
Dieticians	1	3	1	2	2	2	2
Environmental health	1	1	1	1	1	1	1
Health sciences and medical technicians	-	-	-	-	-	-	-
Occupational therapists	1	1	1	-	-	-	-
Optometrists	-	-	-	-	-	-	-
Pharmacy assistants	1	1	-	1	1	1	1
Pharmacists	2	2	2	3	3	3	3
Physiotherapists	-	-	-	-	-	-	-
Psychologists	-	-	-	-	-	-	-
Radiographers	-	-	-	-	-	-	-
Speech and hearing therapists	2	1	2	1	1	1	1
Total Other Health Professionals	8	9	7	8	8	8	8
Administrative	63	57	59	60	60	60	60
Admin Levels: 10 - <	62	56	59	60	60	60	60
Admin Levels: 11 - 12	1	1	-	-	-	-	-
Admin Levels: 13 - >	-	-	-	-	-	-	-
Total Hospital Personnel	114	103	109	105	105	105	105
Total personnel cost (R thousand)	30 795	30 489	29 487	36 092	32 773	32 773	30 477
Unit cost (R thousand)	270	296	271	344	312	312	290

Year : 2021/22
 Type : District Hospitals
 Summary

	2017/18	2018/19	2019/20	2020/21	2020/21	2020/21	2021/22	2022/23	2023/24
	Audited			Main Budget	Adjusted Budget	Revised Estimates	Medium-term estimates		
R thousand									
Receipts									
Transfer receipts from national	3 059 338	3 294 744	3 662 154	3 587 808	3 433 707	3 433 707	3 604 995	3 778 034	3 959 378
Equitable share	3 059 338	3 294 744	3 662 154	3 587 808	3 433 707	3 433 707	3 604 995	3 778 034	3 959 378
Conditional grants	-	-	-	-	-	-	-	-	-
National Tertiary Services Grant	-	-	-	-	-	-	-	-	-
Funds from Provincial Own Revenue	-	-	-	-	-	-	-	-	-
Total receipts	3 059 338	3 294 744	3 662 154	3 587 808	3 433 707	3 433 707	3 604 995	3 778 034	3 959 378
Payments									
Current payments	3 049 999	3 279 795	3 642 328	3 578 679	3 422 780	3 422 780	3 595 024	3 767 586	3 948 425
Compensation of Employees	2 498 942	2 684 606	2 971 082	3 026 139	2 901 528	2 901 528	3 051 272	3 197 733	3 351 226
Goods and services	551 004	584 019	661 028	552 540	521 252	521 252	543 752	569 853	597 199
of which									
Consultants and professional services	65 658	76 207	100 354	76 556	75 875	75 875	76 556	80 233	84 079
Maintenance and Minor repairs	766	-	1 565	-	-	-	-	-	-
Medical services	62	-	-	-	-	-	-	-	-
Medical supplies	132 759	152 485	205 101	167 843	145 634	145 634	167 976	176 040	184 489
Medicine	138 675	156 581	135 240	94 962	87 201	87 201	95 215	99 787	104 572
Other	213 084	198 746	218 768	213 179	212 542	212 542	204 005	213 793	224 059
Interest and rent on land	53	11 170	10 218	-	-	-	-	-	-
Transfers and subsidies to:	8 065	9 645	7 027	4 433	6 054	6 054	4 731	4 954	5 195
Provinces and municipalities	-	-	-	-	-	-	-	-	-
Departmental agencies and accounts	104	154	155	141	141	141	171	178	183
Higher education institutions	-	-	-	-	-	-	-	-	-
Foreign governments and international organisations	-	-	-	-	-	-	-	-	-
Public corporations and private enterprises	-	-	-	-	-	-	-	-	-
Non-profit institutions	-	-	-	120	120	120	-	-	-
Households	7 961	9 491	6 872	4 172	5 793	5 793	4 560	4 776	5 012
Payments for capital assets	1 274	5 304	12 799	4 696	4 873	4 873	5 240	5 494	5 758
Buildings and other fixed structures	-	-	-	-	-	-	-	-	-
Machinery and equipment	508	3 812	11 790	4 696	4 873	4 873	5 240	5 494	5 758
Heritage assets	-	-	-	-	-	-	-	-	-
Specialised military assets	-	-	-	-	-	-	-	-	-
Biological assets	-	-	-	-	-	-	-	-	-
Land and sub-soil assets	-	-	-	-	-	-	-	-	-
Software and other intangible assets	766	1 492	1 009	-	-	-	-	-	-
Payments for financial assets	-	-	-	-	-	-	-	-	-
Unallocated contingency reserve	-	-	-	-	-	-	-	-	-
Total payments	3 059 338	3 294 744	3 662 154	3 587 808	3 433 707	3 433 707	3 604 995	3 778 034	3 959 378
Financing									
Roll-overs	-	-	-	-	-	-	-	-	-
Other (Specify)	-	-	-	-	-	-	-	-	-
Surplus/(deficit) after financing	-	-	-	-	-	-	-	-	-

Mpumalanga Hospitals - Summary of Personnel Numbers and Costs

	As at 31 March 2018	As at 31 March 2019	As at 31 March 2020	As at 31 March 2021	As at 31 March 2022	As at 31 March 2023	As at 31 March 2024
Personnel numbers							
Professionals							
Medical Practitioners	441	346	406	415	414	414	414
Medical Specialists	11	7	8	9	8	8	8
Total Doctors	452	353	414	424	422	422	422
Professional Nurses	1 915	1 666	1 971	1 994	2 033	2 033	2 033
Nursing assistants and pupil nurses	1 393	1 126	1 208	1 476	1 458	1 458	1 459
Student nurses	1	-	-	-	-	-	-
Total Nurses	3 309	2 792	3 179	3 470	3 491	3 491	3 492
Ambulance personnel	-	-	-	-	5	5	5
Dentists, dental therapy, oral hygiene	108	85	88	86	89	89	89
Dieticians	96	65	74	71	68	68	68
Environmental health	27	11	20	18	45	45	45
Health sciences and medical technicians	-	-	16	60	63	63	63
Occupational therapists	82	62	63	70	66	66	66
Optometrists	2	3	3	2	6	6	6
Pharmacy assistants	71	64	66	66	71	71	71
Pharmacists	240	160	189	190	191	191	191
Physiotherapists	90	71	76	72	69	69	69
Psychologists	24	24	15	12	17	17	17
Radiographers	100	82	95	94	91	91	91
Speech and hearing therapists	54	36	42	43	42	42	42
Total Other Health Professionals	894	663	747	784	823	823	823
Administrative	3 343	2 953	3 203	3 021	3 021	3 021	3 021
Admin Levels: 10 - <	3 319	2 930	3 180	2 999	2 998	2 998	2 998
Admin Levels: 11 - 12	23	22	22	21	22	22	22
Admin Levels: 13 - >	1	1	1	1	1	1	1
Total Hospital Personnel	7 998	6 761	7 543	7 699	7 757	7 757	7 758
Total personnel cost (R thousand)	2 498 942	2 684 606	2 971 082	3 026 139	2 901 528	2 901 528	3 051 272
Unit cost (R thousand)	312	397	394	393	374	374	393

Year : 2021/22
 Type : Nkangala District Hospitals
 Summary

	2017/18	2018/19	2019/20	2020/21	2020/21	2020/21	2021/22	2022/23	2023/24
	Audited			Main Budget	Adjusted Budget	Revised Estimates	Medium-term estimates		
R thousand									
Receipts									
Transfer receipts from national	764 175	827 648	1 034 543	954 640	921 453	921 453	922 552	966 835	1 013 242
Equitable share	764 175	827 648	1 034 543	954 640	921 453	921 453	922 552	966 835	1 013 242
Conditional grants	-	-	-	-	-	-	-	-	-
National Tertiary Services Grant	-	-	-	-	-	-	-	-	-
Funds from Provincial Own Revenue	-	-	-	-	-	-	-	-	-
Total receipts	764 175	827 648	1 034 543	954 640	921 453	921 453	922 552	966 835	1 013 242
Payments									
Current payments	761 168	824 546	1 029 531	951 934	918 798	918 798	920 006	964 165	1 010 444
Compensation of Employees	621 201	666 972	832 782	797 000	771 872	771 872	768 629	805 524	844 189
Goods and services	139 933	146 595	186 533	154 934	146 926	146 926	151 377	158 641	166 255
of which									
Consultants and professional services	17 227	24 394	35 845	24 149	24 649	24 649	24 872	26 067	27 316
Maintenance and Minor repairs	138	-	-	-	-	-	-	-	-
Medical services	62	-	-	-	-	-	-	-	-
Medical supplies	38 443	44 085	66 531	49 500	42 636	42 636	47 032	49 290	51 655
Medicine	35 963	41 406	36 827	23 540	22 076	22 076	25 138	26 344	27 607
Other	48 100	36 710	47 330	57 745	57 565	57 565	54 335	56 940	59 677
Interest and rent on land	34	10 979	10 216	-	-	-	-	-	-
Transfers and subsidies to:	2 958	3 081	2 124	1 206	1 206	1 206	1 236	1 295	1 357
Provinces and municipalities	-	-	-	-	-	-	-	-	-
Departmental agencies and accounts	23	45	57	25	25	25	50	53	53
Higher education institutions	-	-	-	-	-	-	-	-	-
Foreign governments and international organisations	-	-	-	-	-	-	-	-	-
Public corporations and private enterprises	-	-	-	-	-	-	-	-	-
Non-profit institutions	-	-	-	-	-	-	-	-	-
Households	2 935	3 036	2 067	1 181	1 181	1 181	1 186	1 242	1 304
Payments for capital assets	49	21	2 888	1 500	1 449	1 449	1 310	1 375	1 441
Buildings and other fixed structures	-	-	-	-	-	-	-	-	-
Machinery and equipment	49	21	2 888	1 500	1 449	1 449	1 310	1 375	1 441
Heritage assets	-	-	-	-	-	-	-	-	-
Specialised military assets	-	-	-	-	-	-	-	-	-
Biological assets	-	-	-	-	-	-	-	-	-
Land and sub-soil assets	-	-	-	-	-	-	-	-	-
Software and other intangible assets	-	-	-	-	-	-	-	-	-
Payments for financial assets	-	-	-	-	-	-	-	-	-
Unallocated contingency reserve	-	-	-	-	-	-	-	-	-
Total payments	764 175	827 648	1 034 543	954 640	921 453	921 453	922 552	966 835	1 013 242
Financing									
Roll-overs	-	-	-	-	-	-	-	-	-
Other (Specify)	-	-	-	-	-	-	-	-	-
Surplus/(deficit) after financing	-	-	-	-	-	-	-	-	-

Mpumalanga Hospitals - Summary of Personnel Numbers and Costs

	As at 31 March 2018	As at 31 March 2019	As at 31 March 2020	As at 31 March 2021	As at 31 March 2022	As at 31 March 2023	As at 31 March 2024
Personnel numbers							
Professionals							
Medical Practitioners	127	118	121	129	129	129	129
Medical Specialists	4	3	4	4	3	3	3
Total Doctors	131	121	125	133	132	132	132
Professional Nurses	466	428	475	455	455	455	455
Nursing assistants and pupil nurses	292	270	295	371	371	371	372
Student nurses	-	-	-	-	-	-	-
Total Nurses	758	698	770	826	826	826	827
Ambulance personnel	-	-	-	-	-	-	-
Dentists, dental therapy, oral hygiene	29	27	28	26	26	26	26
Dieticians	27	18	18	18	18	18	18
Environmental health	13	5	7	8	8	8	8
Health sciences and medical technicians	-	-	-	16	16	16	16
Occupational therapists	23	18	18	19	19	19	19
Optometrists	1	2	2	1	1	1	1
Pharmacy assistants	22	21	21	21	21	21	21
Pharmacists	64	44	54	59	59	59	59
Physiotherapists	31	24	23	21	21	21	21
Psychologists	8	9	7	5	5	5	5
Radiographers	29	26	30	30	30	30	30
Speech and hearing therapists	21	11	12	13	13	13	13
Total Other Health Professionals	268	205	220	237	237	237	237
Administrative	753	713	783	761	761	761	761
Admin Levels: 10 - <	748	708	778	756	756	756	756
Admin Levels: 11 - 12	5	5	5	5	5	5	5
Admin Levels: 13 - >	-	-	-	-	-	-	-
Total Hospital Personnel	1 910	1 737	1 898	1 957	1 956	1 956	1 957
Total personnel cost (R thousand)	621 201	666 972	832 782	797 000	771 872	771 872	768 629
Unit cost (R thousand)	325	384	439	407	395	395	393

Year : 2021/22
 Hospital name : Hagrove
 Type : District Hospital

	2017/18	2018/19	2019/20	Main Budget	2020/21 Adjusted Budget	Revised Estimates	2021/22	2022/23	2023/24
R thousand	Audited						Medium-term estimates		
Receipts									
Transfer receipts from national	35 815	41 669	46 415	48 706	45 943	45 943	42 569	44 612	46 754
Equitable share	35 815	41 669	46 415	48 706	45 943	45 943	42 569	44 612	46 754
Conditional grants	-	-	-	-	-	-	-	-	-
National Tertiary Services Grant	-	-	-	-	-	-	-	-	-
Funds from Provincial Own Revenue	-	-	-	-	-	-	-	-	-
Total receipts	35 815	41 669	46 415	48 706	45 943	45 943	42 569	44 612	46 754
Payments									
Current payments	35 800	41 572	45 940	48 478	45 711	45 711	42 366	44 400	46 531
Compensation of Employees	29 820	34 610	37 820	40 396	37 786	37 786	35 448	37 150	38 933
Goods and services	5 979	6 959	8 120	8 082	7 925	7 925	6 918	7 250	7 598
of which									
Consultants and professional services	601	901	680	662	662	662	563	590	618
Maintenance and Minor repairs	16	-	-	-	-	-	-	-	-
Medical services	-	-	-	-	-	-	-	-	-
Medical supplies	1 457	1 683	2 288	2 125	2 125	2 125	1 848	1 937	2 030
Medicine	1 264	1 430	2 080	1 500	1 500	1 500	1 500	1 572	1 647
Other	2 641	2 945	3 072	3 795	3 638	3 638	3 007	3 151	3 303
Interest and rent on land	1	3	-	-	-	-	-	-	-
Transfers and subsidies to:	15	97	16	78	78	78	73	76	80
Provinces and municipalities	-	-	-	-	-	-	-	-	-
Departmental agencies and accounts	2	-	-	3	3	3	3	3	3
Higher education institutions	-	-	-	-	-	-	-	-	-
Foreign governments and international organisations	-	-	-	-	-	-	-	-	-
Public corporations and private enterprises	-	-	-	-	-	-	-	-	-
Non-profit institutions	-	-	-	-	-	-	-	-	-
Households	13	97	16	75	75	75	70	73	77
Payments for capital assets	-	-	459	150	154	154	130	136	143
Buildings and other fixed structures	-	-	-	-	-	-	-	-	-
Machinery and equipment	-	-	459	150	154	154	130	136	143
Heritage assets	-	-	-	-	-	-	-	-	-
Specialised military assets	-	-	-	-	-	-	-	-	-
Biological assets	-	-	-	-	-	-	-	-	-
Land and sub-soil assets	-	-	-	-	-	-	-	-	-
Software and other intangible assets	-	-	-	-	-	-	-	-	-
Payments for financial assets	-	-	-	-	-	-	-	-	-
Unallocated contingency reserve	-	-	-	-	-	-	-	-	-
Total payments	35 815	41 669	46 415	48 706	45 943	45 943	42 569	44 612	46 754
Financing	-	-	-	-	-	-	-	-	-
Roll-overs	-	-	-	-	-	-	-	-	-
Other (Specify)	-	-	-	-	-	-	-	-	-
Surplus/(deficit) after financing	-	-	-	-	-	-	-	-	-

Mpumalanga Hospitals - Summary of Personnel Numbers and Costs

	As at 31 March 2018	As at 31 March 2019	As at 31 March 2020	As at 31 March 2021	As at 31 March 2022	As at 31 March 2023	As at 31 March 2024
Personnel numbers							
Professionals							
Medical Practitioners	8	6	7	5	5	5	5
Medical Specialists	-	-	-	-	-	-	-
Total Doctors	8	6	7	5	5	5	5
Professional Nurses	21	23	24	24	24	24	24
Nursing assistants and pupil nurses	12	9	11	18	18	18	19
Student nurses	-	-	-	-	-	-	-
Total Nurses	33	32	35	42	42	42	43
Ambulance personnel	-	-	-	-	-	-	-
Dentists, dental therapy, oral hygiene	4	2	3	2	2	2	2
Dieticians	4	1	1	1	1	1	1
Environmental health	-	-	-	-	-	-	-
Health sciences and medical technicians	-	-	-	-	-	-	-
Occupational therapists	1	1	1	1	1	1	1
Optometrists	-	-	-	-	-	-	-
Pharmacy assistants	-	-	-	-	-	-	-
Pharmacists	7	4	2	4	4	4	4
Physiotherapists	3	2	2	2	2	2	2
Psychologists	-	-	-	-	-	-	-
Radiographers	2	3	3	3	3	3	3
Speech and hearing therapists	1	-	-	-	-	-	-
Total Other Health Professionals	22	13	12	13	13	13	13
Administrative	41	36	39	36	36	36	36
Admin Levels: 10 - <	41	36	39	36	36	36	36
Admin Levels: 11 - 12	-	-	-	-	-	-	-
Admin Levels: 13 - >	-	-	-	-	-	-	-
Total Hospital Personnel	104	87	93	96	96	96	97
Total personnel cost (R thousand)	29 820	34 610	37 820	40 396	37 786	37 786	35 448
Unit cost (R thousand)	287	398	407	421	394	394	365

Year : 2021/22
 Hospital name : Impungwe
 Type : District Hospital

	2017/18	2018/19	2019/20	Main Budget	2020/21 Adjusted Budget	Revised Estimates	2021/22	2022/23	2023/24
R thousand	Audited						Medium-term estimates		
Receipts									
Transfer receipts from national	51 994	54 640	61 541	65 658	59 051	59 051	59 661	62 525	65 526
Equitable share	51 994	54 640	61 541	65 658	59 051	59 051	59 661	62 525	65 526
Conditional grants	-	-	-	-	-	-	-	-	-
National Tertiary Services Grant	-	-	-	-	-	-	-	-	-
Funds from Provincial Own Revenue	-	-	-	-	-	-	-	-	-
Total receipts	51 994	54 640	61 541	65 658	59 051	59 051	59 661	62 525	65 526
Payments									
Current payments	51 835	54 611	61 138	65 308	58 701	58 701	59 337	62 185	65 170
Compensation of Employees	43 081	46 209	50 808	54 361	50 436	50 436	51 188	53 645	56 220
Goods and services	8 747	8 401	10 330	10 947	8 265	8 265	8 149	8 540	8 950
of which									
Consultants and professional services	1 461	838	1 424	1 227	427	427	736	771	808
Maintenance and Minor repairs	-	-	-	-	-	-	-	-	-
Medical services	62	-	-	-	-	-	-	-	-
Medical supplies	1 478	1 369	2 210	2 380	1 574	1 574	1 403	1 470	1 541
Medicine	2 234	2 690	2 537	2 500	2 400	2 400	2 500	2 620	2 746
Other	3 512	3 504	4 159	4 840	3 864	3 864	3 510	3 679	3 855
Interest and rent on land	7	1	-	-	-	-	-	-	-
Transfers and subsidies to:	159	29	54	100	100	100	104	109	114
Provinces and municipalities	-	-	-	-	-	-	-	-	-
Departmental agencies and accounts	8	-	8	-	-	-	14	15	15
Higher education institutions	-	-	-	-	-	-	-	-	-
Foreign governments and international organisations	-	-	-	-	-	-	-	-	-
Public corporations and private enterprises	-	-	-	-	-	-	-	-	-
Non-profit institutions	-	-	-	-	-	-	-	-	-
Households	151	29	46	100	100	100	90	94	99
Payments for capital assets	-	-	349	250	250	250	220	231	242
Buildings and other fixed structures	-	-	-	-	-	-	-	-	-
Machinery and equipment	-	-	349	250	250	250	220	231	242
Heritage assets	-	-	-	-	-	-	-	-	-
Specialised military assets	-	-	-	-	-	-	-	-	-
Biological assets	-	-	-	-	-	-	-	-	-
Land and sub-soil assets	-	-	-	-	-	-	-	-	-
Software and other intangible assets	-	-	-	-	-	-	-	-	-
Payments for financial assets	-	-	-	-	-	-	-	-	-
Unallocated contingency reserve	-	-	-	-	-	-	-	-	-
Total payments	51 994	54 640	61 541	65 658	59 051	59 051	59 661	62 525	65 526
Financing	-	-	-	-	-	-	-	-	-
Roll-overs	-	-	-	-	-	-	-	-	-
Other (Specify)	-	-	-	-	-	-	-	-	-
Surplus/(deficit) after financing	-	-	-	-	-	-	-	-	-

Mpumalanga Hospitals - Summary of Personnel Numbers and Costs

	As at 31 March 2018	As at 31 March 2019	As at 31 March 2020	As at 31 March 2021	As at 31 March 2022	As at 31 March 2023	As at 31 March 2024
Personnel numbers							
Professionals							
Medical Practitioners	13	10	9	8	8	8	8
Medical Specialists	-	-	-	-	-	-	-
Total Doctors	13	10	9	8	8	8	8
Professional Nurses	36	29	30	34	34	34	34
Nursing assistants and pupil nurses	22	24	23	27	27	27	27
Student nurses	-	-	-	-	-	-	-
Total Nurses	58	53	53	61	61	61	61
Ambulance personnel	-	-	-	-	-	-	-
Dentists, dental therapy, oral hygiene	1	1	2	2	2	2	2
Dieticians	4	2	2	2	2	2	2
Environmental health	2	-	1	2	2	2	2
Health sciences and medical technicians	-	-	-	-	-	-	-
Occupational therapists	4	1	1	2	2	2	2
Optometrists	-	-	-	-	-	-	-
Pharmacy assistants	3	3	3	3	3	3	3
Pharmacists	6	5	5	5	5	5	5
Physiotherapists	2	3	3	3	3	3	3
Psychologists	1	1	-	-	-	-	-
Radiographers	3	3	3	3	3	3	3
Speech and hearing therapists	-	-	-	-	-	-	-
Total Other Health Professionals	26	19	20	22	22	22	22
Administrative	57	55	55	56	56	56	56
Admin Levels: 10 - <	56	54	54	55	55	55	55
Admin Levels: 11 - 12	1	1	1	1	1	1	1
Admin Levels: 13 - >	-	-	-	-	-	-	-
Total Hospital Personnel	154	137	137	147	147	147	147
Total personnel cost (R thousand)	43 081	46 209	50 808	54 361	50 436	50 436	51 188
Unit cost (R thousand)	280	337	371	370	343	343	348

Year : 2021/22
 Hospital name : Delmas
 Type : District Hospital

	2017/18	2018/19	2019/20	Main Budget	2020/21 Adjusted Budget	Revised Estimates	2021/22	2022/23	2023/24
R thousand	Audited						Medium-term estimates		
Receipts									
Transfer receipts from national	75 301	104 749	225 034	125 024	119 706	119 706	115 192	120 721	126 516
Equitable share	75 301	104 749	225 034	125 024	119 706	119 706	115 192	120 721	126 516
Conditional grants	-	-	-	-	-	-	-	-	-
National Tertiary Services Grant	-	-	-	-	-	-	-	-	-
Funds from Provincial Own Revenue	-	-	-	-	-	-	-	-	-
Total receipts	75 301	104 749	225 034	125 024	119 706	119 706	115 192	120 721	126 516
Payments									
Current payments	75 218	104 599	224 424	124 674	119 356	119 356	114 882	120 396	126 175
Compensation of Employees	56 372	82 874	182 389	101 347	97 412	97 412	93 050	97 516	102 197
Goods and services	18 839	21 707	42 035	23 327	21 944	21 944	21 832	22 880	23 978
of which									
Consultants and professional services	2 416	2 431	9 026	3 052	2 452	2 452	2 970	3 113	3 262
Maintenance and Minor repairs	-	-	-	-	-	-	-	-	-
Medical services	-	-	-	-	-	-	-	-	-
Medical supplies	4 521	5 711	15 416	6 410	5 910	5 910	5 395	5 654	5 925
Medicine	5 835	7 205	7 378	4 400	4 236	4 236	4 800	5 030	5 271
Other	6 067	6 360	10 215	9 465	9 346	9 346	8 667	9 083	9 520
Interest and rent on land	7	18	-	-	-	-	-	-	-
Transfers and subsidies to:	83	150	275	100	100	100	90	94	99
Provinces and municipalities	-	-	-	-	-	-	-	-	-
Departmental agencies and accounts	-	-	17	-	-	-	-	-	-
Higher education institutions	-	-	-	-	-	-	-	-	-
Foreign governments and international organisations	-	-	-	-	-	-	-	-	-
Public corporations and private enterprises	-	-	-	-	-	-	-	-	-
Non-profit institutions	-	-	-	-	-	-	-	-	-
Households	83	150	258	100	100	100	90	94	99
Payments for capital assets	-	-	335	250	250	250	220	231	242
Buildings and other fixed structures	-	-	-	-	-	-	-	-	-
Machinery and equipment	-	-	335	250	250	250	220	231	242
Heritage assets	-	-	-	-	-	-	-	-	-
Specialised military assets	-	-	-	-	-	-	-	-	-
Biological assets	-	-	-	-	-	-	-	-	-
Land and sub-soil assets	-	-	-	-	-	-	-	-	-
Software and other intangible assets	-	-	-	-	-	-	-	-	-
Payments for financial assets	-	-	-	-	-	-	-	-	-
Unallocated contingency reserve	-	-	-	-	-	-	-	-	-
Total payments	75 301	104 749	225 034	125 024	119 706	119 706	115 192	120 721	126 516
Financing									
Roll-overs	-	-	-	-	-	-	-	-	-
Other (Specify)	-	-	-	-	-	-	-	-	-
Surplus/(deficit) after financing	-	-	-	-	-	-	-	-	-

Mpumalanga Hospitals - Summary of Personnel Numbers and Costs

	As at 31 March 2018	As at 31 March 2019	As at 31 March 2020	As at 31 March 2021	As at 31 March 2022	As at 31 March 2023	As at 31 March 2024
Personnel numbers							
Professionals							
Medical Practitioners	20	18	19	19	19	19	19
Medical Specialists	1	1	1	1	1	1	1
Total Doctors	21	19	20	20	20	20	20
Professional Nurses	51	49	53	49	49	49	49
Nursing assistants and pupil nurses	29	34	32	38	38	38	38
Student nurses	-	-	-	-	-	-	-
Total Nurses	80	83	85	87	87	87	87
Ambulance personnel	-	-	-	-	-	-	-
Dentists, dental therapy, oral hygiene	3	3	4	4	4	4	4
Dieticians	3	3	3	3	3	3	3
Environmental health	3	2	2	2	2	2	2
Health sciences and medical technicians	-	-	-	-	-	-	-
Occupational therapists	4	4	3	3	3	3	3
Optometrists	-	-	-	-	-	-	-
Pharmacy assistants	1	1	1	1	1	1	1
Pharmacists	9	6	8	8	8	8	8
Physiotherapists	3	3	4	3	3	3	3
Psychologists	1	1	1	1	1	1	1
Radiographers	5	4	4	4	4	4	4
Speech and hearing therapists	4	3	3	4	4	4	4
Total Other Health Professionals	36	30	33	33	33	33	33
Administrative	65	74	81	78	78	78	78
Admin Levels: 10 - <	64	73	80	77	77	77	77
Admin Levels: 11 - 12	1	1	1	1	1	1	1
Admin Levels: 13 - >	-	-	-	-	-	-	-
Total Hospital Personnel	202	206	219	218	218	218	218
Total personnel cost (R thousand)	56 372	82 874	182 389	101 347	97 412	97 412	93 050
Unit cost (R thousand)	279	402	833	465	447	447	427

Year : 2021/22
 Hospital name : Mmamethlake
 Type : District Hospital

R thousand	2017/18	2018/19	2019/20	Main Budget	2020/21	Revised Estimates	2021/22	2022/23	2023/24
	Audited				Adjusted Budget		Medium-term estimates		
Receipts									
Transfer receipts from national	128 426	141 501	167 668	174 494	168 038	168 038	175 247	183 659	192 474
Equitable share	128 426	141 501	167 668	174 494	168 038	168 038	175 247	183 659	192 474
Conditional grants	-	-	-	-	-	-	-	-	-
National Tertiary Services Grant	-	-	-	-	-	-	-	-	-
Funds from Provincial Own Revenue	-	-	-	-	-	-	-	-	-
Total receipts	128 426	141 501	167 668	174 494	168 038	168 038	175 247	183 659	192 474
Payments									
Current payments	127 854	140 267	167 161	174 094	167 691	167 691	174 852	183 245	192 040
Compensation of Employees	108 775	118 886	138 879	147 887	143 957	143 957	150 023	157 224	164 771
Goods and services	19 067	21 378	28 282	26 207	23 734	23 734	24 829	26 021	27 269
of which									
Consultants and professional services	1 202	3 496	4 729	4 875	4 375	4 375	4 202	4 404	4 615
Maintenance and Minor repairs	-	-	-	-	-	-	-	-	-
Medical services	-	-	-	-	-	-	-	-	-
Medical supplies	5 583	5 347	7 549	7 060	5 660	5 660	6 261	6 562	6 877
Medicine	4 729	5 601	4 836	3 500	3 400	3 400	4 000	4 192	4 393
Other	7 553	6 934	11 168	10 772	10 299	10 299	10 366	10 863	11 384
Interest and rent on land	12	3	-	-	-	-	-	-	-
Transfers and subsidies to:	572	1 234	305	200	200	200	195	204	214
Provinces and municipalities	-	-	-	-	-	-	-	-	-
Departmental agencies and accounts	-	15	2	-	-	-	5	5	5
Higher education institutions	-	-	-	-	-	-	-	-	-
Foreign governments and international organisations	-	-	-	-	-	-	-	-	-
Public corporations and private enterprises	-	-	-	-	-	-	-	-	-
Non-profit institutions	-	-	-	-	-	-	-	-	-
Households	572	1 219	303	200	200	200	190	199	209
Payments for capital assets	-	-	202	200	147	147	200	210	220
Buildings and other fixed structures	-	-	-	-	-	-	-	-	-
Machinery and equipment	-	-	202	200	147	147	200	210	220
Heritage assets	-	-	-	-	-	-	-	-	-
Specialised military assets	-	-	-	-	-	-	-	-	-
Biological assets	-	-	-	-	-	-	-	-	-
Land and sub-soil assets	-	-	-	-	-	-	-	-	-
Software and other intangible assets	-	-	-	-	-	-	-	-	-
Payments for financial assets	-	-	-	-	-	-	-	-	-
Unallocated contingency reserve	-	-	-	-	-	-	-	-	-
Total payments	128 426	141 501	167 668	174 494	168 038	168 038	175 247	183 659	192 474
Financing									
Roll-overs	-	-	-	-	-	-	-	-	-
Other (Specify)	-	-	-	-	-	-	-	-	-
Surplus/(deficit) after financing	-	-	-	-	-	-	-	-	-

Mpumalanga Hospitals - Summary of Personnel Numbers and Costs

Personnel numbers	As at 31	As at 31	As at 31	As at 31	As at 31	As at 31	As at 31
	March 2018	March 2019	March 2020	March 2021	March 2022	March 2023	March 2024
Professionals							
Medical Practitioners	24	22	26	27	27	27	27
Medical Specialists	-	-	-	-	-	-	-
Total Doctors	24	22	26	27	27	27	27
Professional Nurses	66	67	81	98	98	98	98
Nursing assistants and pupil nurses	34	33	57	80	80	80	80
Student nurses	-	-	-	-	-	-	-
Total Nurses	100	100	138	178	178	178	178
Ambulance personnel	-	-	-	-	-	-	-
Dentists, dental therapy, oral hygiene	6	5	5	5	5	5	5
Dieticians	6	3	4	3	3	3	3
Environmental health	3	1	2	2	2	2	2
Health sciences and medical technicians	-	-	-	-	-	-	-
Occupational therapists	2	4	4	3	3	3	3
Optometrists	-	-	-	-	-	-	-
Pharmacy assistants	4	4	4	4	4	4	4
Pharmacists	9	9	12	12	12	12	12
Physiotherapists	9	5	3	3	3	3	3
Psychologists	1	2	1	1	1	1	1
Radiographers	4	6	6	5	5	5	5
Speech and hearing therapists	4	1	4	2	2	2	2
Total Other Health Professionals	48	40	45	40	40	40	40
Administrative	129	126	169	171	171	171	171
Admin Levels: 10 - <	128	125	168	170	170	170	170
Admin Levels: 11 - 12	1	1	1	1	1	1	1
Admin Levels: 13 - >	-	-	-	-	-	-	-
Total Hospital Personnel	301	288	378	416	416	416	416
Total personnel cost (R thousand)	108 775	118 886	138 879	147 887	143 957	143 957	150 023
Unit cost (R thousand)	361	413	367	355	346	346	361

Year : 2021/22
 Hospital name : Kwamhlanga
 Type : District Hospital

	2017/18	2018/19	2019/20	2020/21	2020/21	2020/21	2021/22	2022/23	2023/24
	Audited			Main Budget	Adjusted Budget	Revised Estimates	Medium-term estimates		
R thousand									
Receipts									
Transfer receipts from national	199 657	195 635	225 034	227 393	224 151	224 151	229 129	240 127	251 653
Equitable share	199 657	195 635	225 034	227 393	224 151	224 151	229 129	240 127	251 653
Conditional grants	-	-	-	-	-	-	-	-	-
National Tertiary Services Grant	-	-	-	-	-	-	-	-	-
Funds from Provincial Own Revenue	-	-	-	-	-	-	-	-	-
Total receipts	199 657	195 635	225 034	227 393	224 151	224 151	229 129	240 127	251 653
Payments									
Current payments	198 763	194 877	224 425	226 935	223 693	223 693	228 705	239 682	251 187
Compensation of Employees	164 974	157 951	182 389	193 626	189 176	189 176	189 160	198 240	207 755
Goods and services	33 782	25 983	31 820	33 309	34 517	34 517	39 545	41 442	43 432
of which									
Consultants and professional services	4 324	6 340	9 026	6 729	7 529	7 529	7 867	8 245	8 640
Maintenance and Minor repairs	38	-	-	-	-	-	-	-	-
Medical services	-	-	-	-	-	-	-	-	-
Medical supplies	10 153	11 010	15 416	11 770	11 526	11 526	15 200	15 930	16 694
Medicine	7 608	8 633	7 378	4 240	3 940	3 940	4 938	5 175	5 423
Other	11 659	-	-	10 570	11 522	11 522	11 540	12 092	12 675
Interest and rent on land	7	10 943	10 216	-	-	-	-	-	-
Transfers and subsidies to:	845	737	275	208	208	208	204	214	224
Provinces and municipalities	-	-	-	-	-	-	-	-	-
Departmental agencies and accounts	-	18	17	8	8	8	14	15	15
Higher education institutions	-	-	-	-	-	-	-	-	-
Foreign governments and international organisations	-	-	-	-	-	-	-	-	-
Public corporations and private enterprises	-	-	-	-	-	-	-	-	-
Non-profit institutions	-	-	-	-	-	-	-	-	-
Households	845	719	258	200	200	200	190	199	209
Payments for capital assets	49	21	334	250	250	250	220	231	242
Buildings and other fixed structures	-	-	-	-	-	-	-	-	-
Machinery and equipment	49	21	334	250	250	250	220	231	242
Heritage assets	-	-	-	-	-	-	-	-	-
Specialised military assets	-	-	-	-	-	-	-	-	-
Biological assets	-	-	-	-	-	-	-	-	-
Land and sub-soil assets	-	-	-	-	-	-	-	-	-
Software and other intangible assets	-	-	-	-	-	-	-	-	-
Payments for financial assets	-	-	-	-	-	-	-	-	-
Unallocated contingency reserve	-	-	-	-	-	-	-	-	-
Total payments	199 657	195 635	225 034	227 393	224 151	224 151	229 129	240 127	251 653
Financing									
Roll-overs	-	-	-	-	-	-	-	-	-
Other (Specify)	-	-	-	-	-	-	-	-	-
Surplus/(deficit) after financing	-	-	-	-	-	-	-	-	-

Mpumalanga Hospitals - Summary of Personnel Numbers and Costs

	As at 31 March 2018	As at 31 March 2019	As at 31 March 2020	As at 31 March 2021	As at 31 March 2022	As at 31 March 2023	As at 31 March 2024
Personnel numbers							
Professionals							
Medical Practitioners	26	27	25	29	29	29	29
Medical Specialists	-	-	1	1	1	1	1
Total Doctors	-	-	1	30	30	30	30
Professional Nurses	117	99	112	104	104	104	104
Nursing assistants and pupil nurses	65	60	68	84	84	84	84
Student nurses	-	-	-	-	-	-	-
Total Nurses	182	159	180	188	188	188	188
Ambulance personnel	-	-	-	-	-	-	-
Dentists, dental therapy, oral hygiene	6	6	5	5	5	5	5
Dieticians	4	4	4	4	4	4	4
Environmental health	3	1	1	1	1	1	1
Health sciences and medical technicians	-	-	-	-	-	-	-
Occupational therapists	5	4	3	5	5	5	5
Optometrists	-	1	1	-	-	-	-
Pharmacy assistants	1	1	1	2	2	2	2
Pharmacists	15	9	12	12	12	12	12
Physiotherapists	4	6	5	5	5	5	5
Psychologists	3	3	3	1	1	1	1
Radiographers	8	6	6	8	8	8	8
Speech and hearing therapists	6	4	2	3	3	3	3
Total Other Health Professionals	55	45	43	46	46	46	46
Administrative	223	202	218	197	197	197	197
Admin Levels: 10 - <	222	201	217	196	196	196	196
Admin Levels: 11 - 12	1	1	1	1	1	1	1
Admin Levels: 13 - >	-	-	-	-	-	-	-
Total Hospital Personnel	460	406	441	461	461	461	461
Total personnel cost (R thousand)	164 974	157 951	182 389	193 626	189 176	189 176	189 160
Unit cost (R thousand)	359	389	414	420	410	410	410

Year : 2021/22
 Hospital name : Middleburg
 Type : District Hospital

R thousand	2017/18	2018/19	2019/20	Main Budget	2020/21	Revised Estimates	2021/22	2022/23	2023/24
	Audited				Adjusted Budget		Medium-term estimates		
Receipts									
Transfer receipts from national	253 197	269 546	285 378	288 138	281 059	281 059	273 533	286 663	300 422
Equitable share	253 197	269 546	285 378	288 138	281 059	281 059	273 533	286 663	300 422
Conditional grants	-	-	-	-	-	-	-	-	-
National Tertiary Services Grant	-	-	-	-	-	-	-	-	-
Funds from Provincial Own Revenue	-	-	-	-	-	-	-	-	-
Total receipts	253 197	269 546	285 378	288 138	281 059	281 059	273 533	286 663	300 422
Payments									
Current payments	251 915	268 717	283 190	287 370	280 287	280 287	272 805	285 899	299 622
Compensation of Employees	201 660	209 499	220 877	238 305	233 665	233 665	226 416	237 284	248 674
Goods and services	50 255	59 207	62 313	49 065	46 622	46 622	46 389	48 615	50 948
of which									
Consultants and professional services	7 102	10 202	10 578	7 147	8 747	8 747	8 126	8 516	8 925
Maintenance and Minor repairs	67	-	-	-	-	-	-	-	-
Medical services	-	-	-	-	-	-	-	-	-
Medical supplies	14 742	18 355	22 627	18 820	14 906	14 906	16 128	16 902	17 713
Medicine	13 259	15 127	12 058	7 100	6 300	6 300	7 100	7 441	7 798
Other	15 085	15 523	17 050	15 998	16 669	16 669	15 035	15 756	16 512
Interest and rent on land	-	11	-	-	-	-	-	-	-
Transfers and subsidies to:	1 282	829	1 197	518	518	518	508	533	558
Provinces and municipalities	-	-	-	-	-	-	-	-	-
Departmental agencies and accounts	11	10	11	12	12	12	12	13	13
Higher education institutions	-	-	-	-	-	-	-	-	-
Foreign governments and international organisations	-	-	-	-	-	-	-	-	-
Public corporations and private enterprises	-	-	-	-	-	-	-	-	-
Non-profit institutions	-	-	-	-	-	-	-	-	-
Households	1 271	819	1 186	506	506	506	496	520	545
Payments for capital assets	-	-	991	250	254	254	220	231	242
Buildings and other fixed structures	-	-	-	-	-	-	-	-	-
Machinery and equipment	-	-	991	250	254	254	220	231	242
Heritage assets	-	-	-	-	-	-	-	-	-
Specialised military assets	-	-	-	-	-	-	-	-	-
Biological assets	-	-	-	-	-	-	-	-	-
Land and sub-soil assets	-	-	-	-	-	-	-	-	-
Software and other intangible assets	-	-	-	-	-	-	-	-	-
Payments for financial assets	-	-	-	-	-	-	-	-	-
Unallocated contingency reserve	-	-	-	-	-	-	-	-	-
Total payments	253 197	269 546	285 378	288 138	281 059	281 059	273 533	286 663	300 422
Financing									
Roll-overs	-	-	-	-	-	-	-	-	-
Other (Specify)	-	-	-	-	-	-	-	-	-
Surplus/(deficit) after financing	-	-	-	-	-	-	-	-	-

Mpumalanga Hospitals - Summary of Personnel Numbers and Costs

Personnel numbers	As at 31	As at 31	As at 31	As at 31	As at 31	As at 31	As at 31
	March 2018	March 2019	March 2020	March 2021	March 2022	March 2023	March 2024
Professionals							
Medical Practitioners	33	31	31	36	36	36	36
Medical Specialists	3	2	2	2	1	1	1
Total Doctors	36	33	33	38	37	37	37
Professional Nurses	165	150	163	136	136	136	136
Nursing assistants and pupil nurses	119	100	95	115	115	115	115
Student nurses	-	-	-	-	-	-	-
Total Nurses	284	250	258	251	251	251	251
Ambulance personnel	-	-	-	-	-	-	-
Dentists, dental therapy, oral hygiene	9	10	9	8	8	8	8
Dieticians	5	4	4	4	4	4	4
Environmental health	2	1	1	1	1	1	1
Health sciences and medical technicians	-	-	-	16	16	16	16
Occupational therapists	7	4	6	5	5	5	5
Optometrists	1	1	1	1	1	1	1
Pharmacy assistants	13	12	12	11	11	11	11
Pharmacists	16	11	14	16	16	16	16
Physiotherapists	8	5	6	5	5	5	5
Psychologists	2	2	2	2	2	2	2
Radiographers	7	4	8	7	7	7	7
Speech and hearing therapists	6	3	3	4	4	4	4
Total Other Health Professionals	76	57	66	80	80	80	80
Administrative	220	201	199	201	201	201	201
Admin Levels: 10 - <	219	200	198	200	200	200	200
Admin Levels: 11 - 12	1	1	1	1	1	1	1
Admin Levels: 13 - >	-	-	-	-	-	-	-
Total Hospital Personnel	616	541	556	570	569	569	569
Total personnel cost (R thousand)	201 660	209 499	220 877	238 305	233 665	233 665	226 416
Unit cost (R thousand)	327	387	397	418	411	411	398

Year : 2021/22
 Hospital name : Waterval boven
 Type : District Hospital

	2017/18	2018/19	2019/20	Main Budget	2020/21 Adjusted Budget	Revised Estimates	2021/22	2022/23	2023/24
R thousand	Audited						Medium-term estimates		
Receipts									
Transfer receipts from national	19 785	19 908	23 473	25 227	23 505	23 505	27 221	28 528	29 897
Equitable share	19 785	19 908	23 473	25 227	23 505	23 505	27 221	28 528	29 897
Conditional grants	-	-	-	-	-	-	-	-	-
National Tertiary Services Grant	-	-	-	-	-	-	-	-	-
Funds from Provincial Own Revenue	-	-	-	-	-	-	-	-	-
Total receipts	19 785	19 908	23 473	25 227	23 505	23 505	27 221	28 528	29 897
Payments									
Current payments	19 783	19 903	23 253	25 075	23 359	23 359	27 059	28 358	29 719
Compensation of Employees	16 519	16 943	19 620	21 078	19 440	19 440	23 344	24 465	25 639
Goods and services	3 264	2 960	3 633	3 997	3 919	3 919	3 715	3 893	4 080
of which									
Consultants and professional services	121	186	382	457	457	457	408	428	448
Maintenance and Minor repairs	17	-	-	-	-	-	-	-	-
Medical services	-	-	-	-	-	-	-	-	-
Medical supplies	509	610	1 025	935	935	935	797	835	875
Medicine	1 034	720	560	300	300	300	300	314	329
Other	1 583	1 444	1 666	2 305	2 227	2 227	2 210	2 316	2 428
Interest and rent on land	-	-	-	-	-	-	-	-	-
Transfers and subsidies to:	2	5	2	2	2	2	62	65	68
Provinces and municipalities	-	-	-	-	-	-	-	-	-
Departmental agencies and accounts	2	2	2	2	2	2	2	2	2
Higher education institutions	-	-	-	-	-	-	-	-	-
Foreign governments and international organisations	-	-	-	-	-	-	-	-	-
Public corporations and private enterprises	-	-	-	-	-	-	-	-	-
Non-profit institutions	-	-	-	-	-	-	-	-	-
Households	-	3	-	-	-	-	60	63	66
Payments for capital assets	-	-	218	150	144	144	100	105	110
Buildings and other fixed structures	-	-	-	-	-	-	-	-	-
Machinery and equipment	-	-	218	150	144	144	100	105	110
Heritage assets	-	-	-	-	-	-	-	-	-
Specialised military assets	-	-	-	-	-	-	-	-	-
Biological assets	-	-	-	-	-	-	-	-	-
Land and sub-soil assets	-	-	-	-	-	-	-	-	-
Software and other intangible assets	-	-	-	-	-	-	-	-	-
Payments for financial assets	-	-	-	-	-	-	-	-	-
Unallocated contingency reserve	-	-	-	-	-	-	-	-	-
Total payments	19 785	19 908	23 473	25 227	23 505	23 505	27 221	28 528	29 897
Financing	-	-	-	-	-	-	-	-	-
Roll-overs	-	-	-	-	-	-	-	-	-
Other (Specify)	-	-	-	-	-	-	-	-	-
Surplus/(deficit) after financing	-	-	-	-	-	-	-	-	-

Mpumalanga Hospitals - Summary of Personnel Numbers and Costs

	As at 31 March 2018	As at 31 March 2019	As at 31 March 2020	As at 31 March 2021	As at 31 March 2022	As at 31 March 2023	As at 31 March 2024
Personnel numbers							
Professionals							
Medical Practitioners	3	4	4	5	5	5	5
Medical Specialists	-	-	-	-	-	-	-
Total Doctors	3	4	4	5	5	5	5
Professional Nurses	10	11	12	10	10	10	10
Nursing assistants and pupil nurses	11	10	9	9	9	9	9
Student nurses	-	-	-	-	-	-	-
Total Nurses	21	21	21	19	19	19	19
Ambulance personnel	-	-	-	-	-	-	-
Dentists, dental therapy, oral hygiene	-	-	-	-	-	-	-
Dieticians	1	1	-	1	1	1	1
Environmental health	-	-	-	-	-	-	-
Health sciences and medical technicians	-	-	-	-	-	-	-
Occupational therapists	-	-	-	-	-	-	-
Optometrists	-	-	-	-	-	-	-
Pharmacy assistants	-	-	-	-	-	-	-
Pharmacists	2	-	1	2	2	2	2
Physiotherapists	2	-	-	-	-	-	-
Psychologists	-	-	-	-	-	-	-
Radiographers	-	-	-	-	-	-	-
Speech and hearing therapists	-	-	-	-	-	-	-
Total Other Health Professionals	5	1	1	3	3	3	3
Administrative	18	19	22	22	22	22	22
Admin Levels: 10 - <	18	19	22	22	22	22	22
Admin Levels: 11 - 12	-	-	-	-	-	-	-
Admin Levels: 13 - >	-	-	-	-	-	-	-
Total Hospital Personnel	47	45	48	49	49	49	49
Total personnel cost (R thousand)	16 519	16 943	19 620	21 078	19 440	19 440	23 344
Unit cost (R thousand)	351	377	409	430	397	397	476

Year : 2021/22
 Type : Ehlanzeni District Hospitals
 Summary

	2017/18	2018/19	2019/20	2020/21	2020/21	2020/21	2021/22	2022/23	2023/24
	Audited			Main Budget	Adjusted Budget	Revised Estimates	Medium-term estimates		
R thousand									
Receipts									
Transfer receipts from national	1 254 397	1 350 366	1 424 335	1 460 575	1 382 262	1 382 262	1 466 282	1 536 663	1 610 423
Equitable share	1 254 397	1 350 366	1 424 335	1 460 575	1 382 262	1 382 262	1 466 282	1 536 663	1 610 423
Conditional grants	-	-	-	-	-	-	-	-	-
National Tertiary Services Grant	-	-	-	-	-	-	-	-	-
Funds from Provincial Own Revenue	-	-	-	-	-	-	-	-	-
Total receipts	1 254 397	1 350 366	1 424 335	1 460 575	1 382 262	1 382 262	1 466 282	1 536 663	1 610 423
Payments									
Current payments	1 250 984	1 342 376	1 416 780	1 457 393	1 377 316	1 377 316	1 462 125	1 532 307	1 605 858
Compensation of Employees	1 033 885	1 115 559	1 170 508	1 239 452	1 177 284	1 177 284	1 246 370	1 306 196	1 368 894
Goods and services	217 094	226 809	246 270	217 941	200 032	200 032	215 755	226 111	236 964
of which									
Consultants and professional services	27 245	27 506	35 899	28 665	27 384	27 384	27 784	29 118	30 514
Maintenance and Minor repairs	374	-	-	-	-	-	-	-	-
Medical services	-	-	-	-	-	-	-	-	-
Medical supplies	49 304	52 824	69 881	59 791	47 941	47 941	68 871	72 177	75 641
Medicine	56 483	63 472	52 399	40 162	35 779	35 779	38 265	40 102	42 026
Other	83 688	83 007	88 091	89 323	88 928	88 928	80 835	84 714	88 783
Interest and rent on land	5	8	2	-	-	-	-	-	-
Transfers and subsidies to:	2 564	2 771	2 713	1 636	3 257	3 257	2 323	2 433	2 549
Provinces and municipalities	-	-	-	-	-	-	-	-	-
Departmental agencies and accounts	27	25	48	63	63	63	43	44	44
Higher education institutions	-	-	-	-	-	-	-	-	-
Foreign governments and international organisations	-	-	-	-	-	-	-	-	-
Public corporations and private enterprises	-	-	-	-	-	-	-	-	-
Non-profit institutions	-	-	-	-	-	-	-	-	-
Households	2 537	2 746	2 665	1 573	3 194	3 194	2 280	2 389	2 505
Payments for capital assets	849	5 219	4 842	1 546	1 689	1 689	1 834	1 923	2 016
Buildings and other fixed structures	-	-	-	-	-	-	-	-	-
Machinery and equipment	83	3 727	3 833	1 546	1 689	1 689	1 834	1 923	2 016
Heritage assets	-	-	-	-	-	-	-	-	-
Specialised military assets	-	-	-	-	-	-	-	-	-
Biological assets	-	-	-	-	-	-	-	-	-
Land and sub-soil assets	-	-	-	-	-	-	-	-	-
Software and other intangible assets	766	1 492	1 009	-	-	-	-	-	-
Payments for financial assets	-	-	-	-	-	-	-	-	-
Unallocated contingency reserve	-	-	-	-	-	-	-	-	-
Total payments	1 254 397	1 350 366	1 424 335	1 460 575	1 382 262	1 382 262	1 466 282	1 536 663	1 610 423
Financing									
Roll-overs	-	-	-	-	-	-	-	-	-
Other (Specify)	-	-	-	-	-	-	-	-	-
Surplus/(deficit) after financing	-	-	-	-	-	-	-	-	-

Mpumalanga Hospitals - Summary of Personnel Numbers and Costs

	As at 31 March 2018	As at 31 March 2019	As at 31 March 2020	As at 31 March 2021	As at 31 March 2022	As at 31 March 2023	As at 31 March 2024
Personnel numbers							
Professionals							
Medical Practitioners	158	111	149	147	147	147	147
Medical Specialists	4	4	4	5	5	5	5
Total Doctors	162	115	153	152	152	152	152
Professional Nurses	779	632	806	803	808	808	808
Nursing assistants and pupil nurses	698	508	554	661	661	661	661
Student nurses	1	-	-	-	-	-	-
Total Nurses	1 478	1 140	1 360	1 464	1 469	1 469	1 469
Ambulance personnel	-	-	-	-	-	-	-
Dentists, dental therapy, oral hygiene	39	27	30	29	29	29	29
Dieticians	36	25	28	28	28	28	28
Environmental health	5	-	4	5	5	5	5
Health sciences and medical technicians	-	-	16	16	16	16	16
Occupational therapists	34	22	25	28	28	28	28
Optometrists	1	1	1	1	1	1	1
Pharmacy assistants	26	17	20	22	22	22	22
Pharmacists	95	65	75	76	76	76	76
Physiotherapists	30	25	30	29	29	29	29
Psychologists	12	11	7	6	6	6	6
Radiographers	35	24	30	29	29	29	29
Speech and hearing therapists	20	15	18	17	17	17	17
Total Other Health Professionals	333	232	284	286	286	286	286
Administrative	1 360	1 078	1 218	1 169	1 171	1 171	1 171
Admin Levels: 10 - <	1 348	1 067	1 207	1 159	1 160	1 160	1 160
Admin Levels: 11 - 12	11	10	10	9	10	10	10
Admin Levels: 13 - >	1	1	1	1	1	1	1
Total Hospital Personnel	3 333	2 565	3 015	3 071	3 078	3 078	3 078
Total personnel cost (R thousand)	1 033 885	1 115 559	1 170 508	1 239 452	1 177 284	1 177 284	1 246 370
Unit cost (R thousand)	310	435	388	404	382	382	405

Year : 2021/22
 Hospital name : Barberton
 Type : District Hospital

	2017/18	2018/19	2019/20	Main Budget	2020/21 Adjusted Budget	Revised Estimates	2021/22	2022/23	2023/24
R thousand	Audited						Medium-term estimates		
Receipts									
Transfer receipts from national	159 245	168 796	177 590	182 387	164 979	164 979	184 423	193 275	202 552
Equitable share	159 245	168 796	177 590	182 387	164 979	164 979	184 423	193 275	202 552
Conditional grants	-	-	-	-	-	-	-	-	-
National Tertiary Services Grant	-	-	-	-	-	-	-	-	-
Funds from Provincial Own Revenue	-	-	-	-	-	-	-	-	-
Total receipts	159 245	168 796	177 590	182 387	164 979	164 979	184 423	193 275	202 552
Payments									
Current payments	158 953	168 570	176 316	181 233	163 825	163 825	183 671	192 487	201 726
Compensation of Employees	132 646	141 969	146 732	154 959	140 617	140 617	158 000	165 584	173 532
Goods and services	26 307	26 601	29 584	26 274	23 208	23 208	25 671	26 903	28 194
of which									
Consultants and professional services	4 502	3 751	4 900	4 032	3 969	3 969	3 900	4 087	4 283
Maintenance and Minor repairs	3	-	-	-	-	-	-	-	-
Medical services	-	-	-	-	-	-	-	-	-
Medical supplies	7 357	6 478	8 900	3 721	3 469	3 469	8 000	8 384	8 786
Medicine	6 511	6 154	5 217	7 829	5 446	5 446	3 800	3 982	4 174
Other	7 934	10 218	10 567	10 692	10 324	10 324	9 971	10 450	10 951
Interest and rent on land	-	-	-	-	-	-	-	-	-
Transfers and subsidies to:	292	226	817	926	926	926	502	526	551
Provinces and municipalities	-	-	-	-	-	-	-	-	-
Departmental agencies and accounts	3	3	2	-	-	-	2	2	2
Higher education institutions	-	-	-	-	-	-	-	-	-
Foreign governments and international organisations	-	-	-	-	-	-	-	-	-
Public corporations and private enterprises	-	-	-	-	-	-	-	-	-
Non-profit institutions	-	-	-	-	-	-	-	-	-
Households	289	223	815	926	926	926	500	524	549
Payments for capital assets	-	-	457	228	228	228	250	262	275
Buildings and other fixed structures	-	-	-	-	-	-	-	-	-
Machinery and equipment	-	-	457	228	228	228	250	262	275
Heritage assets	-	-	-	-	-	-	-	-	-
Specialised military assets	-	-	-	-	-	-	-	-	-
Biological assets	-	-	-	-	-	-	-	-	-
Land and sub-soil assets	-	-	-	-	-	-	-	-	-
Software and other intangible assets	-	-	-	-	-	-	-	-	-
Payments for financial assets	-	-	-	-	-	-	-	-	-
Unallocated contingency reserve	-	-	-	-	-	-	-	-	-
Total payments	159 245	168 796	177 590	182 387	164 979	164 979	184 423	193 275	202 552
Financing	-	-	-	-	-	-	-	-	-
Roll-overs	-	-	-	-	-	-	-	-	-
Other (Specify)	-	-	-	-	-	-	-	-	-
Surplus/(deficit) after financing	-	-	-	-	-	-	-	-	-

Mpumalanga Hospitals - Summary of Personnel Numbers and Costs

	As at 31 March 2018	As at 31 March 2019	As at 31 March 2020	As at 31 March 2021	As at 31 March 2022	As at 31 March 2023	As at 31 March 2024
Personnel numbers							
Professionals							
Medical Practitioners	23	17	19	18	18	18	18
Medical Specialists	-	-	-	1	1	1	1
Total Doctors	23	17	19	19	19	19	19
Professional Nurses	119	99	107	108	113	113	113
Nursing assistants and pupil nurses	71	54	53	57	57	57	57
Student nurses	-	-	-	-	-	-	-
Total Nurses	190	153	160	165	170	170	170
Ambulance personnel	-	-	-	-	-	-	-
Dentists, dental therapy, oral hygiene	6	4	5	5	5	5	5
Dieticians	6	4	4	4	4	4	4
Environmental health	-	-	-	-	-	-	-
Health sciences and medical technicians	-	-	-	-	-	-	-
Occupational therapists	5	4	4	4	4	4	4
Optometrists	-	-	-	-	-	-	-
Pharmacy assistants	5	4	3	8	8	8	8
Pharmacists	15	12	12	7	7	7	7
Physiotherapists	4	4	4	4	4	4	4
Psychologists	1	1	1	1	1	1	1
Radiographers	4	4	4	4	4	4	4
Speech and hearing therapists	5	3	3	3	3	3	3
Total Other Health Professionals	51	40	40	40	40	40	40
Administrative	173	163	167	158	158	158	158
Admin Levels: 10 - <	172	162	166	157	157	157	157
Admin Levels: 11 - 12	1	1	1	1	1	1	1
Admin Levels: 13 - >	-	-	-	-	-	-	-
Total Hospital Personnel	437	373	386	382	387	387	387
Total personnel cost (R thousand)	132 646	141 969	146 732	154 959	140 617	140 617	158 000
Unit cost (R thousand)	304	381	380	406	363	363	408

Year : 2021/22
 Hospital name : Lydenburg
 Type : District Hospital

	2017/18	2018/19	2019/20	Main Budget	2020/21 Adjusted Budget	Revised Estimates	2021/22	2022/23	2023/24
R thousand	Audited						Medium-term estimates		
Receipts									
Transfer receipts from national	96 897	104 640	111 327	113 265	99 225	99 225	116 337	121 921	127 773
Equitable share	96 897	104 640	111 327	113 265	99 225	99 225	116 337	121 921	127 773
Conditional grants	-	-	-	-	-	-	-	-	-
National Tertiary Services Grant	-	-	-	-	-	-	-	-	-
Funds from Provincial Own Revenue	-	-	-	-	-	-	-	-	-
Total receipts	96 897	104 640	111 327	113 265	99 225	99 225	116 337	121 921	127 773
Payments									
Current payments	96 685	103 453	110 775	113 004	98 964	98 964	115 833	121 393	127 219
Compensation of Employees	79 233	82 486	87 158	92 590	80 146	80 146	94 000	98 512	103 241
Goods and services	17 450	20 963	23 617	20 414	18 818	18 818	21 833	22 881	23 978
of which									
Consultants and professional services	1 671	2 831	4 157	3 237	2 937	2 937	3 058	3 205	3 359
Maintenance and Minor repairs	2	-	-	-	-	-	-	-	-
Medical services	-	-	-	-	-	-	-	-	-
Medical supplies	3 999	5 313	6 881	6 711	5 907	5 907	8 000	8 384	8 786
Medicine	4 849	5 735	5 175	2 929	2 629	2 629	3 600	3 774	3 953
Other	6 929	7 084	7 404	7 537	7 345	7 345	7 175	7 518	7 880
Interest and rent on land	2	4	-	-	-	-	-	-	-
Transfers and subsidies to:	212	1 187	146	71	71	71	254	266	279
Provinces and municipalities	-	-	-	-	-	-	-	-	-
Departmental agencies and accounts	4	4	4	4	4	4	4	4	4
Higher education institutions	-	-	-	-	-	-	-	-	-
Foreign governments and international organisations	-	-	-	-	-	-	-	-	-
Public corporations and private enterprises	-	-	-	-	-	-	-	-	-
Non-profit institutions	-	-	-	-	-	-	-	-	-
Households	208	1 183	142	67	67	67	250	262	275
Payments for capital assets	-	-	406	190	190	190	250	262	275
Buildings and other fixed structures	-	-	-	-	-	-	-	-	-
Machinery and equipment	-	-	406	190	190	190	250	262	275
Heritage assets	-	-	-	-	-	-	-	-	-
Specialised military assets	-	-	-	-	-	-	-	-	-
Biological assets	-	-	-	-	-	-	-	-	-
Land and sub-soil assets	-	-	-	-	-	-	-	-	-
Software and other intangible assets	-	-	-	-	-	-	-	-	-
Payments for financial assets	-	-	-	-	-	-	-	-	-
Unallocated contingency reserve	-	-	-	-	-	-	-	-	-
Total payments	96 897	104 640	111 327	113 265	99 225	99 225	116 337	121 921	127 773
Financing	-	-	-	-	-	-	-	-	-
Roll-overs	-	-	-	-	-	-	-	-	-
Other (Specify)	-	-	-	-	-	-	-	-	-
Surplus/(deficit) after financing	-	-	-	-	-	-	-	-	-

Mpumalanga Hospitals - Summary of Personnel Numbers and Costs

	As at 31 March 2018	As at 31 March 2019	As at 31 March 2020	As at 31 March 2021	As at 31 March 2022	As at 31 March 2023	As at 31 March 2024
Personnel numbers							
Professionals							
Medical Practitioners	14	14	15	13	12	12	12
Medical Specialists	-	-	-	-	-	-	-
Total Doctors	14	14	15	13	12	12	12
Professional Nurses	51	42	49	46	46	46	46
Nursing assistants and pupil nurses	49	41	37	48	48	48	48
Student nurses	1	-	-	-	-	-	-
Total Nurses	101	83	86	94	94	94	94
Ambulance personnel	-	-	-	-	-	-	-
Dentists, dental therapy, oral hygiene	3	2	2	2	2	2	2
Dieticians	5	3	2	2	2	2	2
Environmental health	1	-	2	-	-	-	-
Health sciences and medical technicians	-	-	-	-	-	-	-
Occupational therapists	5	4	3	4	4	4	4
Optometrists	-	-	-	-	-	-	-
Pharmacy assistants	1	1	1	1	1	1	1
Pharmacists	13	9	9	8	8	8	8
Physiotherapists	4	4	4	4	4	4	4
Psychologists	3	3	-	-	-	-	-
Radiographers	6	4	3	3	3	3	3
Speech and hearing therapists	3	4	3	2	2	2	2
Total Other Health Professionals	44	34	29	26	26	26	26
Administrative	94	80	81	86	86	86	86
Admin Levels: 10 - <	93	79	80	85	85	85	85
Admin Levels: 11 - 12	1	1	1	1	1	1	1
Admin Levels: 13 - >	-	-	-	-	-	-	-
Total Hospital Personnel	253	211	211	219	218	218	218
Total personnel cost (R thousand)	79 233	82 486	87 158	92 590	80 146	80 146	94 000
Unit cost (R thousand)	313	391	413	423	368	368	431

Year : 2021/22
 Hospital name : Matibidi
 Type : District Hospital

	2017/18	2018/19	2019/20	Main Budget	2020/21 Adjusted Budget	Revised Estimates	2021/22	2022/23	2023/24
R thousand	Audited						Medium-term estimates		
Receipts									
Transfer receipts from national	65 358	62 527	74 356	75 434	66 501	66 501	84 156	88 195	92 429
Equitable share	65 358	62 527	74 356	75 434	66 501	66 501	84 156	88 195	92 429
Conditional grants	-	-	-	-	-	-	-	-	-
<i>National Tertiary Services Grant</i>	-	-	-	-	-	-	-	-	-
Funds from Provincial Own Revenue	-	-	-	-	-	-	-	-	-
Total receipts	65 358	62 527	74 356	75 434	66 501	66 501	84 156	88 195	92 429
Payments									
Current payments	65 354	62 513	73 850	75 182	66 237	66 237	83 941	87 970	92 193
Compensation of Employees	56 025	53 257	63 023	65 635	57 546	57 546	74 000	77 552	81 274
Goods and services	9 328	9 253	10 827	9 547	8 691	8 691	9 941	10 418	10 919
<i>of which</i>									
<i>Consultants and professional services</i>	432	747	1 112	887	887	887	600	629	659
<i>Maintenance and Minor repairs</i>	-	-	-	-	-	-	-	-	-
<i>Medical services</i>	-	-	-	-	-	-	-	-	-
<i>Medical supplies</i>	1 234	1 376	2 000	1 990	1 603	1 603	3 000	3 144	3 295
<i>Medicine</i>	2 803	2 804	2 610	1 676	1 476	1 476	1 500	1 572	1 647
<i>Other</i>	4 859	4 326	5 105	4 994	4 725	4 725	4 841	5 073	5 318
Interest and rent on land	1	3	-	-	-	-	-	-	-
Transfers and subsidies to:	4	14	44	62	74	74	65	68	71
Provinces and municipalities	-	-	-	-	-	-	-	-	-
Departmental agencies and accounts	4	4	-	2	14	14	15	16	16
Higher education institutions	-	-	-	-	-	-	-	-	-
Foreign governments and international organisations	-	-	-	-	-	-	-	-	-
Public corporations and private enterprises	-	-	-	-	-	-	-	-	-
Non-profit institutions	-	-	-	-	-	-	-	-	-
Households	-	10	44	60	60	60	50	52	55
Payments for capital assets	-	-	462	190	190	190	150	157	165
Buildings and other fixed structures	-	-	-	-	-	-	-	-	-
Machinery and equipment	-	-	462	190	190	190	150	157	165
Heritage assets	-	-	-	-	-	-	-	-	-
Specialised military assets	-	-	-	-	-	-	-	-	-
Biological assets	-	-	-	-	-	-	-	-	-
Land and sub-soil assets	-	-	-	-	-	-	-	-	-
Software and other intangible assets	-	-	-	-	-	-	-	-	-
Payments for financial assets	-	-	-	-	-	-	-	-	-
Unallocated contingency reserve	-	-	-	-	-	-	-	-	-
Total payments	65 358	62 527	74 356	75 434	66 501	66 501	84 156	88 195	92 429
Financing	-	-	-	-	-	-	-	-	-
Roll-overs	-	-	-	-	-	-	-	-	-
Other (Specify)	-	-	-	-	-	-	-	-	-
Surplus/(deficit) after financing	-	-	-	-	-	-	-	-	-

Mpumalanga Hospitals - Summary of Personnel Numbers and Costs

	As at 31 March 2018	As at 31 March 2019	As at 31 March 2020	As at 31 March 2021	As at 31 March 2022	As at 31 March 2023	As at 31 March 2024
Personnel numbers							
Professionals							
Medical Practitioners	7	8	10	5	5	5	5
Medical Specialists	-	-	-	-	-	-	-
Total Doctors	7	8	10	5	5	5	5
Professional Nurses	34	34	39	38	38	38	38
Nursing assistants and pupil nurses	15	26	27	34	34	34	34
Student nurses	-	-	-	-	-	-	-
Total Nurses	49	60	66	72	72	72	72
Ambulance personnel	-	-	-	-	-	-	-
Dentists, dental therapy, oral hygiene	3	2	2	2	2	2	2
Dieticians	3	2	2	2	2	2	2
Environmental health	1	-	1	1	1	1	1
Health sciences and medical technicians	-	-	-	-	-	-	-
Occupational therapists	1	1	1	1	1	1	1
Optometrists	-	-	-	-	-	-	-
Pharmacy assistants	1	1	1	1	1	1	1
Pharmacists	4	3	5	5	5	5	5
Physiotherapists	3	2	2	2	2	2	2
Psychologists	-	-	-	1	1	1	1
Radiographers	2	2	3	2	2	2	2
Speech and hearing therapists	1	-	-	-	-	-	-
Total Other Health Professionals	19	13	17	17	17	17	17
Administrative	85	68	68	75	76	76	76
Admin Levels: 10 - <	84	67	68	75	76	76	76
Admin Levels: 11 - 12	1	1	-	-	-	-	-
Admin Levels: 13 - >	-	-	-	-	-	-	-
Total Hospital Personnel	160	149	161	169	170	170	170
Total personnel cost (R thousand)	56 025	53 257	63 023	65 635	57 546	57 546	74 000
Unit cost (R thousand)	350	357	391	388	339	339	435

Year	:	2021/22								
Hospital name	:	Matikwane								
Type	:	District Hospital								
		2017/18	2018/19	2019/20	2020/21	2020/21	2020/21	2021/22	2022/23	2023/24
		Audited			Main Budget	Adjusted Budget	Revised Estimates	Medium-term estimates		
R thousand										
Receipts										
Transfer receipts from national		147 931	170 473	184 459	190 306	179 714	179 714	184 252	193 096	202 365
Equitable share		147 931	170 473	184 459	190 306	179 714	179 714	184 252	193 096	202 365
Conditional grants		-	-	-	-	-	-	-	-	-
<i>National Tertiary Services Grant</i>		-	-	-	-	-	-	-	-	-
Funds from Provincial Own Revenue		-	-	-	-	-	-	-	-	-
Total receipts		147 931	170 473	184 459	190 306	179 714	179 714	184 252	193 096	202 365
Payments										
Current payments		147 895	166 683	184 011	189 976	179 241	179 241	183 897	192 724	201 975
Compensation of Employees		119 534	140 882	154 650	163 554	156 596	156 596	160 000	167 680	175 729
Goods and services		28 361	25 801	29 361	26 422	22 645	22 645	23 897	25 044	26 246
of which										
<i>Consultants and professional services</i>		2 879	2 216	3 992	3 213	3 213	3 213	3 188	3 341	3 501
<i>Maintenance and Minor repairs</i>		11	-	-	-	-	-	-	-	-
<i>Medical services</i>		-	-	-	-	-	-	-	-	-
<i>Medical supplies</i>		6 977	7 259	8 900	7 872	5 087	5 087	7 000	7 336	7 688
<i>Medicine</i>		8 615	6 906	6 027	4 678	4 378	4 378	5 000	5 240	5 492
<i>Other</i>		9 879	9 420	10 442	10 659	9 967	9 967	8 709	9 127	9 565
Interest and rent on land		-	-	-	-	-	-	-	-	-
Transfers and subsidies to:		-	63	57	102	102	102	105	110	115
Provinces and municipalities		-	-	-	-	-	-	-	-	-
Departmental agencies and accounts		-	-	-	2	2	2	5	5	5
Higher education institutions		-	-	-	-	-	-	-	-	-
Foreign governments and international organisations		-	-	-	-	-	-	-	-	-
Public corporations and private enterprises		-	-	-	-	-	-	-	-	-
Non-profit institutions		-	-	-	-	-	-	-	-	-
Households		-	63	57	100	100	100	100	105	110
Payments for capital assets		36	3 727	391	228	371	371	250	262	275
Buildings and other fixed structures		-	-	-	-	-	-	-	-	-
Machinery and equipment		36	3 727	391	228	371	371	250	262	275
Heritage assets		-	-	-	-	-	-	-	-	-
Specialised military assets		-	-	-	-	-	-	-	-	-
Biological assets		-	-	-	-	-	-	-	-	-
Land and sub-soil assets		-	-	-	-	-	-	-	-	-
Software and other intangible assets		-	-	-	-	-	-	-	-	-
Payments for financial assets		-	-	-	-	-	-	-	-	-
Unallocated contingency reserve		-	-	-	-	-	-	-	-	-
Total payments		147 931	170 473	184 459	190 306	179 714	179 714	184 252	193 096	202 365
Financing		-	-	-	-	-	-	-	-	-
Roll-overs		-	-	-	-	-	-	-	-	-
Other (Specify)		-	-	-	-	-	-	-	-	-
Surplus/(deficit) after financing		-	-	-	-	-	-	-	-	-

Mpumalanga Hospitals - Summary of Personnel Numbers and Costs

Personnel numbers	As at 31	As at 31	As at 31	As at 31	As at 31	As at 31	As at 31
	March 2018	March 2019	March 2020	March 2021	March 2022	March 2023	March 2024
Professionals							
Medical Practitioners	15	-	13	13	13	13	13
Medical Specialists	-	-	-	-	-	-	-
Total Doctors	15	-	13	13	13	13	13
Professional Nurses	94	-	119	119	119	119	119
Nursing assistants and pupil nurses	114	-	85	85	85	85	85
Student nurses	-	-	-	-	-	-	-
Total Nurses	208	-	204	204	204	204	204
Ambulance personnel	-	-	-	-	-	-	-
Dentists, dental therapy, oral hygiene	2	-	4	4	4	4	4
Dieticians	2	-	3	3	3	3	3
Environmental health	1	-	1	1	1	1	1
Health sciences and medical technicians	-	-	16	16	16	16	16
Occupational therapists	3	-	2	2	2	2	2
Optometrists	-	-	-	-	-	-	-
Pharmacy assistants	4	-	5	5	5	5	5
Pharmacists	11	-	9	9	9	9	9
Physiotherapists	1	-	3	3	3	3	3
Psychologists	-	-	-	-	-	-	-
Radiographers	4	-	4	4	4	4	4
Speech and hearing therapists	1	-	1	1	1	1	1
Total Other Health Professionals	29	-	48	48	48	48	48
Administrative	158	-	145	145	145	145	145
Admin Levels: 10 - <	157	-	144	144	144	144	144
Admin Levels: 11 - 12	1	-	1	1	1	1	1
Admin Levels: 13 - >	-	-	-	-	-	-	-
Total Hospital Personnel	410	-	410	410	410	410	410
Total personnel cost (R thousand)	119 534	140 882	154 650	163 554	156 596	156 596	160 000
Unit cost (R thousand)	292	-	377	399	382	382	390

Year : 2021/22
 Hospital name : Sabie
 Type : District Hospital

	2017/18	2018/19	2019/20	Main Budget	2020/21 Adjusted Budget	Revised Estimates	2021/22	2022/23	2023/24
R thousand	Audited						Medium-term estimates		
Receipts									
Transfer receipts from national	96 189	100 780	108 368	109 590	107 550	107 550	106 648	111 767	117 132
Equitable share	96 189	100 780	108 368	109 590	107 550	107 550	106 648	111 767	117 132
Conditional grants	-	-	-	-	-	-	-	-	-
National Tertiary Services Grant	-	-	-	-	-	-	-	-	-
Funds from Provincial Own Revenue	-	-	-	-	-	-	-	-	-
Total receipts	96 189	100 780	108 368	109 590	107 550	107 550	106 648	111 767	117 132
Payments									
Current payments	96 076	100 685	107 122	109 290	107 250	107 250	106 503	111 615	116 973
Compensation of Employees	79 884	84 353	87 873	92 588	92 588	92 588	90 000	94 320	98 847
Goods and services	16 192	16 332	19 249	16 702	14 662	14 662	16 503	17 295	18 126
of which									
Consultants and professional services	3 253	2 627	4 351	3 616	2 428	2 428	2 400	2 515	2 634
Maintenance and Minor repairs	-	-	-	-	-	-	-	-	-
Medical services	-	-	-	-	-	-	-	-	-
Medical supplies	2 895	3 384	4 860	4 930	4 377	4 377	6 000	6 288	6 590
Medicine	3 810	4 100	3 887	2 112	1 812	1 812	2 500	2 620	2 746
Other	6 234	6 221	6 151	6 044	6 045	6 045	5 603	5 872	6 156
Interest and rent on land	-	-	-	-	-	-	-	-	-
Transfers and subsidies to:	113	95	819	110	110	110	45	47	49
Provinces and municipalities	-	-	-	-	-	-	-	-	-
Departmental agencies and accounts	-	-	9	10	10	10	5	5	5
Higher education institutions	-	-	-	-	-	-	-	-	-
Foreign governments and international organisations	-	-	-	-	-	-	-	-	-
Public corporations and private enterprises	-	-	-	-	-	-	-	-	-
Non-profit institutions	-	-	-	-	-	-	-	-	-
Households	113	95	810	100	100	100	40	42	44
Payments for capital assets	-	-	427	190	190	190	100	105	110
Buildings and other fixed structures	-	-	-	-	-	-	-	-	-
Machinery and equipment	-	-	427	190	190	190	100	105	110
Heritage assets	-	-	-	-	-	-	-	-	-
Specialised military assets	-	-	-	-	-	-	-	-	-
Biological assets	-	-	-	-	-	-	-	-	-
Land and sub-soil assets	-	-	-	-	-	-	-	-	-
Software and other intangible assets	-	-	-	-	-	-	-	-	-
Payments for financial assets	-	-	-	-	-	-	-	-	-
Unallocated contingency reserve	-	-	-	-	-	-	-	-	-
Total payments	96 189	100 780	108 368	109 590	107 550	107 550	106 648	111 767	117 132
Financing									
Roll-overs	-	-	-	-	-	-	-	-	-
Other (Specify)	-	-	-	-	-	-	-	-	-
Surplus/(deficit) after financing	-	-	-	-	-	-	-	-	-

Mpumalanga Hospitals - Summary of Personnel Numbers and Costs

	As at 31 March 2018	As at 31 March 2019	As at 31 March 2020	As at 31 March 2021	As at 31 March 2022	As at 31 March 2023	As at 31 March 2024
Personnel numbers							
Professionals							
Medical Practitioners	14	10	12	11	11	11	11
Medical Specialists	-	-	-	-	-	-	-
Total Doctors	14	10	12	11	11	11	11
Professional Nurses	53	51	54	47	47	47	47
Nursing assistants and pupil nurses	46	39	35	45	45	45	45
Student nurses	-	-	-	-	-	-	-
Total Nurses	99	90	89	92	92	92	92
Ambulance personnel	-	-	-	-	-	-	-
Dentists, dental therapy, oral hygiene	4	3	3	1	1	1	1
Dieticians	3	2	3	3	3	3	3
Environmental health	-	-	-	-	-	-	-
Health sciences and medical technicians	-	-	-	-	-	-	-
Occupational therapists	2	2	2	3	3	3	3
Optometrists	-	-	-	-	-	-	-
Pharmacy assistants	-	-	-	-	-	-	-
Pharmacists	7	7	7	7	7	7	7
Physiotherapists	2	4	3	2	2	2	2
Psychologists	2	1	1	-	-	-	-
Radiographers	3	3	4	4	4	4	4
Speech and hearing therapists	-	1	1	1	1	1	1
Total Other Health Professionals	23	23	24	21	21	21	21
Administrative	95	92	93	89	90	90	90
Admin Levels: 10 - <	94	91	92	89	89	89	89
Admin Levels: 11 - 12	1	1	1	-	1	1	1
Admin Levels: 13 - >	-	-	-	-	-	-	-
Total Hospital Personnel	231	215	218	213	214	214	214
Total personnel cost (R thousand)	79 884	84 353	87 873	92 588	92 588	92 588	90 000
Unit cost (R thousand)	346	392	403	435	433	433	421

Year	2021/22			2020/21			2021/22	2022/23	2023/24
Hospital name	Shongwe			Adjusted Budget			Medium-term estimates		
Type	District Hospital			Main Budget	Revised Estimates				
	2017/18	2018/19	2019/20						
R thousand	Audited								
Receipts									
Transfer receipts from national	241 911	253 854	260 804	270 504	259 245	259 245	259 953	272 431	285 507
Equitable share	241 911	253 854	260 804	270 504	259 245	259 245	259 953	272 431	285 507
Conditional grants	-	-	-	-	-	-	-	-	-
<i>National Tertiary Services Grant</i>	-	-	-	-	-	-	-	-	-
Funds from Provincial Own Revenue	-	-	-	-	-	-	-	-	-
Total receipts	241 911	253 854	260 804	270 504	259 245	259 245	259 953	272 431	285 507
Payments									
Current payments	240 097	252 688	259 533	270 134	258 264	258 264	258 795	271 218	284 236
Compensation of Employees	197 950	211 395	215 655	229 006	218 675	218 675	216 000	226 368	237 234
Goods and services	42 145	41 293	43 878	41 128	39 589	39 589	42 795	44 850	47 002
<i>of which</i>									
<i>Consultants and professional services</i>	4 968	6 050	6 146	4 737	5 157	5 157	5 500	5 764	6 041
<i>Maintenance and Minor repairs</i>	149	-	-	-	-	-	-	-	-
<i>Medical services</i>	-	-	-	-	-	-	-	-	-
<i>Medical supplies</i>	10 956	8 835	12 363	11 002	9 723	9 723	14 000	14 672	15 376
<i>Medicine</i>	8 549	11 018	8 275	7 182	6 882	6 882	6 800	7 126	7 468
<i>Other</i>	17 523	15 390	17 094	18 207	17 827	17 827	16 495	17 288	18 117
Interest and rent on land	2	-	-	-	-	-	-	-	-
Transfers and subsidies to:	1 814	1 166	654	135	746	746	808	846	887
Provinces and municipalities	-	-	-	-	-	-	-	-	-
Departmental agencies and accounts	-	-	24	35	23	23	8	8	8
Higher education institutions	-	-	-	-	-	-	-	-	-
Foreign governments and international organisations	-	-	-	-	-	-	-	-	-
Public corporations and private enterprises	-	-	-	-	-	-	-	-	-
Non-profit institutions	-	-	-	-	-	-	-	-	-
Households	1 814	1 166	630	100	723	723	800	838	879
Payments for capital assets	-	-	617	235	235	235	350	367	384
Buildings and other fixed structures	-	-	-	-	-	-	-	-	-
Machinery and equipment	-	-	617	235	235	235	350	367	384
Heritage assets	-	-	-	-	-	-	-	-	-
Specialised military assets	-	-	-	-	-	-	-	-	-
Biological assets	-	-	-	-	-	-	-	-	-
Land and sub-soil assets	-	-	-	-	-	-	-	-	-
Software and other intangible assets	-	-	-	-	-	-	-	-	-
Payments for financial assets	-	-	-	-	-	-	-	-	-
Unallocated contingency reserve	-	-	-	-	-	-	-	-	-
Total payments	241 911	253 854	260 804	270 504	259 245	259 245	259 953	272 431	285 507
Financing	-	-	-	-	-	-	-	-	-
Roll-overs	-	-	-	-	-	-	-	-	-
Other (Specify)	-	-	-	-	-	-	-	-	-
Surplus/(deficit) after financing	-	-	-	-	-	-	-	-	-

Mpumalanga Hospitals - Summary of Personnel Numbers and Costs

	As at 31 March 2018	As at 31 March 2019	As at 31 March 2020	As at 31 March 2021	As at 31 March 2022	As at 31 March 2023	As at 31 March 2024
Personnel numbers							
Professionals							
Medical Practitioners	31	19	20	22	22	22	22
Medical Specialists	1	1	1	1	1	1	1
Total Doctors	32	20	21	23	23	23	23
Professional Nurses	181	164	167	170	170	170	170
Nursing assistants and pupil nurses	123	106	95	129	129	129	129
Student nurses	-	-	-	-	-	-	-
Total Nurses	304	270	262	299	299	299	299
Ambulance personnel	-	-	-	-	-	-	-
Dentists, dental therapy, oral hygiene	7	5	4	4	4	4	4
Dieticians	7	5	5	5	5	5	5
Environmental health	1	-	-	1	1	1	1
Health sciences and medical technicians	-	-	-	-	-	-	-
Occupational therapists	4	4	4	5	5	5	5
Optometrists	-	-	-	-	-	-	-
Pharmacy assistants	7	6	6	4	4	4	4
Pharmacists	14	9	8	9	9	9	9
Physiotherapists	6	3	3	3	3	3	3
Psychologists	2	2	2	2	2	2	2
Radiographers	3	3	3	4	4	4	4
Speech and hearing therapists	3	1	1	2	2	2	2
Total Other Health Professionals	54	38	36	39	39	39	39
Administrative	263	234	236	230	230	230	230
Admin Levels: 10 - <	262	233	235	229	229	229	229
Admin Levels: 11 - 12	1	1	1	1	1	1	1
Admin Levels: 13 - >	-	-	-	-	-	-	-
Total Hospital Personnel	653	662	655	691	691	691	691
Total personnel cost (R thousand)	197 950	211 395	215 655	229 006	218 675	218 675	216 000
Unit cost (R thousand)	303	376	389	387	370	370	365

Year : 2021/22
 Hospital name : Tintswalo
 Type : District Hospital

	2017/18	2018/19	2019/20	Main Budget	2020/21 Adjusted Budget	Revised Estimates	2021/22	2022/23	2023/24
R thousand	Audited						Medium-term estimates		
Receipts									
Transfer receipts from national	260 974	283 658	287 047	297 223	290 351	290 351	297 015	311 272	326 213
Equitable share	260 974	283 658	287 047	297 223	290 351	290 351	297 015	311 272	326 213
Conditional grants	-	-	-	-	-	-	-	-	-
National Tertiary Services Grant	-	-	-	-	-	-	-	-	-
Funds from Provincial Own Revenue	-	-	-	-	-	-	-	-	-
Total receipts	260 974	283 658	287 047	297 223	290 351	290 351	297 015	311 272	326 213
Payments									
Current payments	260 208	282 166	285 373	297 098	289 228	289 228	296 373	310 599	325 508
Compensation of Employees	218 646	235 553	241 041	257 024	249 764	249 764	257 370	269 724	282 671
Goods and services	41 562	46 612	44 330	40 074	39 464	39 464	39 003	40 875	42 837
of which									
Consultants and professional services	4 377	4 010	5 052	4 206	4 056	4 056	4 138	4 337	4 545
Maintenance and Minor repairs	179	-	-	-	-	-	-	-	-
Medical services	-	-	-	-	-	-	-	-	-
Medical supplies	8 817	10 713	12 690	11 864	8 981	8 981	12 000	12 576	13 180
Medicine	13 000	16 295	11 214	8 282	7 982	7 982	8 065	8 452	8 858
Other	15 189	15 594	15 374	15 722	18 445	18 445	14 800	15 510	16 254
Interest and rent on land	-	1	2	-	-	-	-	-	-
Transfers and subsidies to:	-	-	5	125	1 123	1 123	442	463	485
Provinces and municipalities	-	-	-	-	-	-	-	-	-
Departmental agencies and accounts	-	-	5	5	5	5	2	2	2
Higher education institutions	-	-	-	-	-	-	-	-	-
Foreign governments and international organisations	-	-	-	-	-	-	-	-	-
Public corporations and private enterprises	-	-	-	-	-	-	-	-	-
Non-profit institutions	-	-	-	-	-	-	-	-	-
Households	-	-	-	120	1 118	1 118	440	461	483
Payments for capital assets	766	1 492	1 669	-	-	-	200	210	220
Buildings and other fixed structures	-	-	-	-	-	-	-	-	-
Machinery and equipment	-	-	660	-	-	-	200	210	220
Heritage assets	-	-	-	-	-	-	-	-	-
Specialised military assets	-	-	-	-	-	-	-	-	-
Biological assets	-	-	-	-	-	-	-	-	-
Land and sub-soil assets	-	-	-	-	-	-	-	-	-
Software and other intangible assets	766	1 492	1 009	-	-	-	-	-	-
Payments for financial assets	-	-	-	-	-	-	-	-	-
Unallocated contingency reserve	-	-	-	-	-	-	-	-	-
Total payments	260 974	283 658	287 047	297 223	290 351	290 351	297 015	311 272	326 213
Financing									
Roll-overs	-	-	-	-	-	-	-	-	-
Other (Specify)	-	-	-	-	-	-	-	-	-
Surplus/(deficit) after financing	-	-	-	-	-	-	-	-	-

Mpumalanga Hospitals - Summary of Personnel Numbers and Costs

	As at 31 March 2018	As at 31 March 2019	As at 31 March 2020	As at 31 March 2021	As at 31 March 2022	As at 31 March 2023	As at 31 March 2024
Personnel numbers							
Professionals							
Medical Practitioners	24	18	25	29	30	30	30
Medical Specialists	1	1	1	1	1	1	1
Total Doctors	25	19	26	30	31	31	31
Professional Nurses	148	141	160	161	161	161	161
Nursing assistants and pupil nurses	172	147	133	146	146	146	146
Student nurses	-	-	-	-	-	-	-
Total Nurses	320	288	293	307	307	307	307
Ambulance personnel	-	-	-	-	-	-	-
Dentists, dental therapy, oral hygiene	7	6	6	6	6	6	6
Dieticians	6	6	6	6	6	6	6
Environmental health	1	-	-	2	2	2	2
Health sciences and medical technicians	-	-	-	-	-	-	-
Occupational therapists	8	3	6	6	6	6	6
Optometrists	1	1	1	1	1	1	1
Pharmacy assistants	6	3	2	2	2	2	2
Pharmacists	15	12	11	16	16	16	16
Physiotherapists	6	6	6	6	6	6	6
Psychologists	3	3	2	1	1	1	1
Radiographers	6	4	5	4	4	4	4
Speech and hearing therapists	5	4	4	5	5	5	5
Total Other Health Professionals	-	-	-	55	55	55	55
Administrative	313	270	260	214	214	214	214
Admin Levels: 10 - <	308	265	255	209	209	209	209
Admin Levels: 11 - 12	4	4	4	4	4	4	4
Admin Levels: 13 - >	1	1	1	1	1	1	1
Total Hospital Personnel	658	577	579	606	607	607	607
Total personnel cost (R thousand)	218 646	235 553	241 041	257 024	249 764	249 764	257 370
Unit cost (R thousand)	332	408	416	424	411	411	424

Year : 2021/22
 Hospital name : Tonga
 Type : District Hospital

	2017/18	2018/19	2019/20	Main Budget	2020/21 Adjusted Budget	Revised Estimates	2021/22	2022/23	2023/24
R thousand	Audited						Medium-term estimates		
Receipts									
Transfer receipts from national	185 892	205 638	220 384	221 866	214 697	214 697	233 498	244 706	256 452
Equitable share	185 892	205 638	220 384	221 866	214 697	214 697	233 498	244 706	256 452
Conditional grants	-	-	-	-	-	-	-	-	-
National Tertiary Services Grant	-	-	-	-	-	-	-	-	-
Funds from Provincial Own Revenue	-	-	-	-	-	-	-	-	-
Total receipts	185 892	205 638	220 384	221 866	214 697	214 697	233 498	244 706	256 452
Payments									
Current payments	185 716	205 618	219 800	221 476	214 307	214 307	233 112	244 301	256 028
Compensation of Employees	149 967	165 664	174 376	184 096	181 352	181 352	197 000	206 456	216 366
Goods and services	35 749	39 954	45 424	37 380	32 955	32 955	36 112	37 845	39 662
of which									
Consultants and professional services	5 163	5 274	6 189	4 737	4 737	4 737	5 000	5 240	5 492
Maintenance and Minor repairs	30	-	-	-	-	-	-	-	-
Medical services	-	-	-	-	-	-	-	-	-
Medical supplies	7 069	9 466	13 287	11 701	8 794	8 794	10 871	11 393	11 940
Medicine	8 346	10 460	9 994	5 474	5 174	5 174	7 000	7 336	7 688
Other	15 141	14 754	15 954	15 468	14 250	14 250	13 241	13 876	14 542
Interest and rent on land	-	-	-	-	-	-	-	-	-
Transfers and subsidies to:	129	20	171	105	105	105	102	107	112
Provinces and municipalities	-	-	-	-	-	-	-	-	-
Departmental agencies and accounts	16	14	4	5	5	5	2	2	2
Higher education institutions	-	-	-	-	-	-	-	-	-
Foreign governments and international organisations	-	-	-	-	-	-	-	-	-
Public corporations and private enterprises	-	-	-	-	-	-	-	-	-
Non-profit institutions	-	-	-	-	-	-	-	-	-
Households	113	6	167	100	100	100	100	105	110
Payments for capital assets	47	-	413	285	285	285	284	298	312
Buildings and other fixed structures	-	-	-	-	-	-	-	-	-
Machinery and equipment	47	-	413	285	285	285	284	298	312
Heritage assets	-	-	-	-	-	-	-	-	-
Specialised military assets	-	-	-	-	-	-	-	-	-
Biological assets	-	-	-	-	-	-	-	-	-
Land and sub-soil assets	-	-	-	-	-	-	-	-	-
Software and other intangible assets	-	-	-	-	-	-	-	-	-
Payments for financial assets	-	-	-	-	-	-	-	-	-
Unallocated contingency reserve	-	-	-	-	-	-	-	-	-
Total payments	185 892	205 638	220 384	221 866	214 697	214 697	233 498	244 706	256 452
Financing									
Roll-overs	-	-	-	-	-	-	-	-	-
Other (Specify)	-	-	-	-	-	-	-	-	-
Surplus/(deficit) after financing	-	-	-	-	-	-	-	-	-

Mpumalanga Hospitals - Summary of Personnel Numbers and Costs

	As at 31 March 2018	As at 31 March 2019	As at 31 March 2020	As at 31 March 2021	As at 31 March 2022	As at 31 March 2023	As at 31 March 2024
Personnel numbers							
Professionals							
Medical Practitioners	30	25	35	36	36	36	36
Medical Specialists	2	2	2	2	2	2	2
Total Doctors	32	27	37	38	38	38	38
Professional Nurses	99	101	111	114	114	114	114
Nursing assistants and pupil nurses	108	95	89	117	117	117	117
Student nurses	-	-	-	-	-	-	-
Total Nurses	207	196	200	231	231	231	231
Ambulance personnel	-	-	-	-	-	-	-
Dentists, dental therapy, oral hygiene	7	5	4	5	5	5	5
Dieticians	4	3	3	3	3	3	3
Environmental health	-	-	-	-	-	-	-
Health sciences and medical technicians	-	-	-	-	-	-	-
Occupational therapists	6	4	3	3	3	3	3
Optometrists	-	-	-	-	-	-	-
Pharmacy assistants	2	2	2	1	1	1	1
Pharmacists	16	13	14	15	15	15	15
Physiotherapists	4	2	5	5	5	5	5
Psychologists	1	1	1	1	1	1	1
Radiographers	7	4	4	4	4	4	4
Speech and hearing therapists	2	2	5	3	3	3	3
Total Other Health Professionals	49	36	41	40	40	40	40
Administrative	179	171	168	172	172	172	172
Admin Levels: 10 - <	178	170	167	171	171	171	171
Admin Levels: 11 - 12	1	1	1	1	1	1	1
Admin Levels: 13 - >	-	-	-	-	-	-	-
Total Hospital Personnel	467	430	446	481	481	481	481
Total personnel cost (R thousand)	149 967	165 664	174 376	184 096	181 352	181 352	197 000
Unit cost (R thousand)	321	385	391	383	377	377	410

Year : 2021/22
 Type : Gert Sibande District Hospitals
 Summary

	2017/18	2018/19	2019/20	2020/21	2020/21	2020/21	2021/22	2022/23	2023/24
	Audited			Main Budget	Adjusted Budget	Revised Estimates	Medium-term estimates		
R thousand									
Receipts									
Transfer receipts from national	1 040 766	1 116 730	1 203 276	1 172 593	1 129 992	1 129 992	1 216 161	1 274 536	1 335 713
Equitable share	1 040 766	1 116 730	1 203 276	1 172 593	1 129 992	1 129 992	1 216 161	1 274 536	1 335 713
Conditional grants	-	-	-	-	-	-	-	-	-
National Tertiary Services Grant	-	-	-	-	-	-	-	-	-
Funds from Provincial Own Revenue	-	-	-	-	-	-	-	-	-
Total receipts	1 040 766	1 116 730	1 203 276	1 172 593	1 129 992	1 129 992	1 216 161	1 274 536	1 335 713
Payments									
Current payments	1 037 847	1 112 873	1 196 017	1 169 352	1 126 666	1 126 666	1 212 893	1 271 114	1 332 123
Compensation of Employees	843 856	902 075	967 792	989 687	952 372	952 372	1 036 273	1 086 013	1 138 143
Goods and services	193 977	210 615	228 225	179 665	174 294	174 294	176 620	185 101	193 980
of which									
Consultants and professional services	21 186	24 307	28 610	23 742	23 842	23 842	23 900	25 048	26 249
Maintenance and Minor repairs	254	-	1 565	-	-	-	-	-	-
Medical services	-	-	-	-	-	-	-	-	-
Medical supplies	45 012	55 576	68 689	58 552	55 057	55 057	52 073	54 573	57 193
Medicine	46 229	51 703	46 014	31 260	29 346	29 346	31 812	33 341	34 939
Other	81 296	79 029	83 347	66 111	66 049	66 049	68 835	72 139	75 599
Interest and rent on land	14	183	-	-	-	-	-	-	-
Transfers and subsidies to:	2 543	3 793	2 190	1 591	1 591	1 591	1 172	1 226	1 289
Provinces and municipalities	-	-	-	-	-	-	-	-	-
Departmental agencies and accounts	54	84	50	53	53	53	78	81	86
Higher education institutions	-	-	-	-	-	-	-	-	-
Foreign governments and international organisations	-	-	-	-	-	-	-	-	-
Public corporations and private enterprises	-	-	-	-	-	-	-	-	-
Non-profit institutions	-	-	-	120	120	120	-	-	-
Households	2 489	3 709	2 140	1 418	1 418	1 418	1 094	1 145	1 203
Payments for capital assets	376	64	5 069	1 650	1 735	1 735	2 096	2 196	2 301
Buildings and other fixed structures	-	-	-	-	-	-	-	-	-
Machinery and equipment	376	64	5 069	1 650	1 735	1 735	2 096	2 196	2 301
Heritage assets	-	-	-	-	-	-	-	-	-
Specialised military assets	-	-	-	-	-	-	-	-	-
Biological assets	-	-	-	-	-	-	-	-	-
Land and sub-soil assets	-	-	-	-	-	-	-	-	-
Software and other intangible assets	-	-	-	-	-	-	-	-	-
Payments for financial assets	-	-	-	-	-	-	-	-	-
Unallocated contingency reserve	-	-	-	-	-	-	-	-	-
Total payments	1 040 766	1 116 730	1 203 276	1 172 593	1 129 992	1 129 992	1 216 161	1 274 536	1 335 713
Financing									
Roll-overs	-	-	-	-	-	-	-	-	-
Other (Specify)	-	-	-	-	-	-	-	-	-
Surplus/(deficit) after financing	-	-	-	-	-	-	-	-	-

Mpumalanga Hospitals - Summary of Personnel Numbers and Costs

	As at 31 March 2018	As at 31 March 2019	As at 31 March 2020	As at 31 March 2021	As at 31 March 2022	As at 31 March 2023	As at 31 March 2024
Personnel numbers							
Professionals							
Medical Practitioners	156	117	136	139	138	138	138
Medical Specialists	3	-	-	-	-	-	-
Total Doctors	159	117	136	139	138	138	138
Professional Nurses	670	606	690	736	770	770	770
Nursing assistants and pupil nurses	403	348	359	444	426	426	426
Student nurses	-	-	-	-	-	-	-
Total Nurses	1 073	954	1 049	1 180	1 196	1 196	1 196
Ambulance personnel	-	-	-	-	5	5	5
Dentists, dental therapy, oral hygiene	40	31	30	31	34	34	34
Dieticians	33	22	28	25	22	22	22
Environmental health	9	6	9	5	32	32	32
Health sciences and medical technicians	-	-	-	28	31	31	31
Occupational therapists	25	22	20	23	19	19	19
Optometrists	-	-	-	-	4	4	4
Pharmacy assistants	23	26	25	23	28	28	28
Pharmacists	81	51	60	55	56	56	56
Physiotherapists	29	22	23	22	19	19	19
Psychologists	4	4	1	1	6	6	6
Radiographers	36	32	35	35	32	32	32
Speech and hearing therapists	13	10	12	13	12	12	12
Total Other Health Professionals	293	226	243	261	300	300	300
Administrative	1 230	1 162	1 202	1 091	1 089	1 089	1 089
Admin Levels: 10 - <	1 223	1 155	1 195	1 084	1 082	1 082	1 082
Admin Levels: 11 - 12	7	7	7	7	7	7	7
Admin Levels: 13 - >	-	-	-	-	-	-	-
Total Hospital Personnel	2 755	2 459	2 630	2 671	2 723	2 723	2 723
Total personnel cost (R thousand)	843 856	902 075	967 792	989 687	952 372	952 372	1 036 273
Unit cost (R thousand)	306	367	368	371	350	350	381

Year : 2021/22
 Hospital name : Amajuba
 Type : District Hospital

	2017/18	2018/19	2019/20	Main Budget	2020/21 Adjusted Budget	Revised Estimates	2021/22	2022/23	2023/24
R thousand	Audited						Medium-term estimates		
Receipts									
Transfer receipts from national	100 650	107 861	111 703	111 954	112 323	112 323	116 001	121 569	127 404
Equitable share	100 650	107 861	111 703	111 954	112 323	112 323	116 001	121 569	127 404
Conditional grants	-	-	-	-	-	-	-	-	-
<i>National Tertiary Services Grant</i>	-	-	-	-	-	-	-	-	-
Funds from Provincial Own Revenue	-	-	-	-	-	-	-	-	-
Total receipts	100 650	107 861	111 703	111 954	112 323	112 323	116 001	121 569	127 404
Payments									
Current payments	100 382	107 676	111 174	111 467	111 836	111 836	115 690	121 244	127 063
Compensation of Employees	80 466	88 238	90 852	94 396	94 396	94 396	98 828	103 572	108 543
Goods and services	19 910	19 433	20 322	17 071	17 440	17 440	16 862	17 672	18 520
<i>of which</i>									
Consultants and professional services	1 677	2 253	2 148	2 136	2 136	2 136	2 200	2 306	2 416
Maintenance and Minor repairs	49	-	-	-	-	-	-	-	-
Medical services	-	-	-	-	-	-	-	-	-
Medical supplies	3 244	4 306	5 232	5 513	5 513	5 513	4 903	5 138	5 385
Medicine	5 227	4 574	4 512	2 427	2 278	2 278	2 469	2 588	2 712
Other	9 713	8 300	8 430	6 995	7 513	7 513	7 290	7 640	8 007
Interest and rent on land	6	5	-	-	-	-	-	-	-
Transfers and subsidies to:	268	185	231	281	281	281	144	150	158
Provinces and municipalities	-	-	-	-	-	-	-	-	-
Departmental agencies and accounts	13	13	6	6	6	6	10	10	11
Higher education institutions	-	-	-	-	-	-	-	-	-
Foreign governments and international organisations	-	-	-	-	-	-	-	-	-
Public corporations and private enterprises	-	-	-	-	-	-	-	-	-
Non-profit institutions	-	-	-	-	-	-	-	-	-
Households	255	172	225	275	275	275	134	140	147
Payments for capital assets	-	-	298	206	206	206	167	175	183
Buildings and other fixed structures	-	-	-	-	-	-	-	-	-
Machinery and equipment	-	-	298	206	206	206	167	175	183
Heritage assets	-	-	-	-	-	-	-	-	-
Specialised military assets	-	-	-	-	-	-	-	-	-
Biological assets	-	-	-	-	-	-	-	-	-
Land and sub-soil assets	-	-	-	-	-	-	-	-	-
Software and other intangible assets	-	-	-	-	-	-	-	-	-
Payments for financial assets	-	-	-	-	-	-	-	-	-
Unallocated contingency reserve	-	-	-	-	-	-	-	-	-
Total payments	100 650	107 861	111 703	111 954	112 323	112 323	116 001	121 569	127 404
Financing									
Roll-overs	-	-	-	-	-	-	-	-	-
Other (Specify)	-	-	-	-	-	-	-	-	-
Surplus/(deficit) after financing	-	-	-	-	-	-	-	-	-

Mpumalanga Hospitals - Summary of Personnel Numbers and Costs

	As at 31 March 2018	As at 31 March 2019	As at 31 March 2020	As at 31 March 2021	As at 31 March 2022	As at 31 March 2023	As at 31 March 2024
Personnel numbers							
Professionals							
Medical Practitioners	16	5	14	15	15	15	15
Medical Specialists	-	-	-	-	-	-	-
Total Doctors	16	5	14	15	15	15	15
Professional Nurses	55	48	49	49	49	49	49
Nursing assistants and pupil nurses	46	37	38	51	51	51	51
Student nurses	-	-	-	-	-	-	-
Total Nurses	101	85	87	100	100	100	100
Ambulance personnel	-	-	-	-	-	-	-
Dentists, dental therapy, oral hygiene	3	2	3	3	3	3	3
Dieticians	3	2	3	2	2	2	2
Environmental health	1	-	1	-	-	-	-
Health sciences and medical technicians	-	-	-	-	-	-	-
Occupational therapists	3	3	3	1	2	2	2
Optometrists	-	-	-	-	-	-	-
Pharmacy assistants	3	4	4	3	3	3	3
Pharmacists	8	5	7	5	5	5	5
Physiotherapists	2	1	3	2	2	2	2
Psychologists	-	-	-	-	-	-	-
Radiographers	4	4	3	3	3	3	3
Speech and hearing therapists	1	1	1	1	1	1	1
Total Other Health Professionals	28	22	28	20	21	21	21
Administrative	121	123	119	113	113	113	113
Admin Levels: 10 - <	120	122	118	112	112	112	112
Admin Levels: 11 - 12	1	1	1	1	1	1	1
Admin Levels: 13 - >	-	-	-	-	-	-	-
Total Hospital Personnel	266	235	248	248	249	249	249
Total personnel cost (R thousand)	80 466	88 238	90 852	94 396	94 396	94 396	98 828
Unit cost (R thousand)	303	375	366	381	379	379	397

Year : 2021/22
 Hospital name : Bethal
 Type : District Hospital

	2017/18	2018/19	2019/20	Main Budget	2020/21 Adjusted Budget	Revised Estimates	2021/22	2022/23	2023/24
R thousand	Audited						Medium-term estimates		
Receipts									
Transfer receipts from national	145 463	157 342	176 640	186 727	165 723	165 723	193 432	202 717	212 447
Equitable share	145 463	157 342	176 640	186 727	165 723	165 723	193 432	202 717	212 447
Conditional grants	-	-	-	-	-	-	-	-	-
National Tertiary Services Grant	-	-	-	-	-	-	-	-	-
Funds from Provincial Own Revenue	-	-	-	-	-	-	-	-	-
Total receipts	145 463	157 342	176 640	186 727	165 723	165 723	193 432	202 717	212 447
Payments									
Current payments	145 032	157 096	175 051	186 314	165 310	165 310	193 060	202 327	212 038
Compensation of Employees	121 647	132 540	145 420	160 025	143 091	143 091	167 546	175 588	184 016
Goods and services	23 385	24 493	29 631	26 289	22 219	22 219	25 514	26 739	28 022
of which									
Consultants and professional services	3 155	2 719	4 272	4 458	3 608	3 608	4 488	4 703	4 929
Maintenance and Minor repairs	2	-	-	-	-	-	-	-	-
Medical services	-	-	-	-	-	-	-	-	-
Medical supplies	6 637	6 518	7 395	9 958	6 627	6 627	8 856	9 281	9 727
Medicine	5 705	6 615	6 267	2 894	2 717	2 717	2 946	3 087	3 236
Other	7 886	8 641	11 697	8 979	9 267	9 267	9 224	9 668	10 130
Interest and rent on land	-	63	-	-	-	-	-	-	-
Transfers and subsidies to:	431	246	475	207	207	207	153	160	168
Provinces and municipalities	-	-	-	-	-	-	-	-	-
Departmental agencies and accounts	3	4	2	7	7	7	3	3	3
Higher education institutions	-	-	-	-	-	-	-	-	-
Foreign governments and international organisations	-	-	-	-	-	-	-	-	-
Public corporations and private enterprises	-	-	-	-	-	-	-	-	-
Non-profit institutions	-	-	-	-	-	-	-	-	-
Households	428	242	473	200	200	200	150	157	165
Payments for capital assets	-	-	1 114	206	206	206	219	230	241
Buildings and other fixed structures	-	-	-	-	-	-	-	-	-
Machinery and equipment	-	-	1 114	206	206	206	219	230	241
Heritage assets	-	-	-	-	-	-	-	-	-
Specialised military assets	-	-	-	-	-	-	-	-	-
Biological assets	-	-	-	-	-	-	-	-	-
Land and sub-soil assets	-	-	-	-	-	-	-	-	-
Software and other intangible assets	-	-	-	-	-	-	-	-	-
Payments for financial assets	-	-	-	-	-	-	-	-	-
Unallocated contingency reserve	-	-	-	-	-	-	-	-	-
Total payments	145 463	157 342	176 640	186 727	165 723	165 723	193 432	202 717	212 447
Financing									
Roll-overs	-	-	-	-	-	-	-	-	-
Other (Specify)	-	-	-	-	-	-	-	-	-
Surplus/(deficit) after financing	-	-	-	-	-	-	-	-	-

Mpumalanga Hospitals - Summary of Personnel Numbers and Costs

	As at 31 March 2018	As at 31 March 2019	As at 31 March 2020	As at 31 March 2021	As at 31 March 2022	As at 31 March 2023	As at 31 March 2024
Personnel numbers							
Professionals							
Medical Practitioners	25	22	22	19	20	20	20
Medical Specialists	1	-	-	-	-	-	-
Total Doctors	26	22	22	19	20	20	20
Professional Nurses	104	99	108	86	112	112	112
Nursing assistants and pupil nurses	40	21	61	68	68	68	68
Student nurses	-	-	-	-	-	-	-
Total Nurses	144	120	169	154	180	180	180
Ambulance personnel	-	-	-	-	-	-	-
Dentists, dental therapy, oral hygiene	5	4	4	4	4	4	4
Dieticians	6	3	3	3	3	3	3
Environmental health	1	-	1	-	-	-	-
Health sciences and medical technicians	-	-	-	-	1	1	1
Occupational therapists	2	2	2	4	4	4	4
Optometrists	-	-	-	-	-	-	-
Pharmacy assistants	5	5	6	2	2	2	2
Pharmacists	12	8	9	9	9	9	9
Physiotherapists	4	4	4	4	4	4	4
Psychologists	1	1	1	1	1	1	1
Radiographers	6	5	5	5	5	5	5
Speech and hearing therapists	2	1	1	2	2	2	2
Total Other Health Professionals	44	33	36	34	35	35	35
Administrative	205	197	231	158	158	158	158
Admin Levels: 10 - <	204	196	230	157	157	157	157
Admin Levels: 11 - 12	1	1	1	1	1	1	1
Admin Levels: 13 - >	-	-	-	-	-	-	-
Total Hospital Personnel	419	372	458	365	393	393	393
Total personnel cost (R thousand)	121 647	132 540	145 420	160 025	143 091	143 091	167 546
Unit cost (R thousand)	290	356	318	438	364	364	426

Year : 2021/22
 Hospital name : Carolina
 Type : District Hospital

	2017/18	2018/19	2019/20	Main Budget	2020/21 Adjusted Budget	Revised Estimates	2021/22	2022/23	2023/24
R thousand	Audited						Medium-term estimates		
Receipts									
Transfer receipts from national	86 228	89 338	97 080	99 927	84 185	84 185	103 968	108 958	114 188
Equitable share	86 228	89 338	97 080	99 927	84 185	84 185	103 968	108 958	114 188
Conditional grants	-	-	-	-	-	-	-	-	-
National Tertiary Services Grant	-	-	-	-	-	-	-	-	-
Funds from Provincial Own Revenue	-	-	-	-	-	-	-	-	-
Total receipts	86 228	89 338	97 080	99 927	84 185	84 185	103 968	108 958	114 188
Payments									
Current payments	86 054	89 227	96 364	99 601	83 929	83 929	103 664	108 640	113 854
Compensation of Employees	73 967	77 163	83 210	87 122	72 085	72 085	91 225	95 604	100 193
Goods and services	12 086	12 018	13 154	12 479	11 844	11 844	12 439	13 036	13 661
of which									
Consultants and professional services	759	756	-	1 114	1 114	1 114	1 121	1 175	1 231
Maintenance and Minor repairs	18	-	1 565	-	-	-	-	-	-
Medical services	-	-	-	-	-	-	-	-	-
Medical supplies	2 262	2 450	3 953	2 950	2 950	2 950	2 624	2 750	2 882
Medicine	3 356	3 963	2 745	2 342	2 199	2 199	2 384	2 498	2 618
Other	5 691	4 849	4 891	6 073	5 581	5 581	6 310	6 613	6 930
Interest and rent on land	1	46	-	-	-	-	-	-	-
Transfers and subsidies to:	174	111	432	120	120	120	112	117	123
Provinces and municipalities	-	-	-	-	-	-	-	-	-
Departmental agencies and accounts	-	1	4	-	-	-	2	2	2
Higher education institutions	-	-	-	-	-	-	-	-	-
Foreign governments and international organisations	-	-	-	-	-	-	-	-	-
Public corporations and private enterprises	-	-	-	-	-	-	-	-	-
Non-profit institutions	-	-	-	120	120	120	-	-	-
Households	174	110	428	-	-	-	110	115	121
Payments for capital assets	-	-	284	206	136	136	192	201	211
Buildings and other fixed structures	-	-	-	-	-	-	-	-	-
Machinery and equipment	-	-	284	206	136	136	192	201	211
Heritage assets	-	-	-	-	-	-	-	-	-
Specialised military assets	-	-	-	-	-	-	-	-	-
Biological assets	-	-	-	-	-	-	-	-	-
Land and sub-soil assets	-	-	-	-	-	-	-	-	-
Software and other intangible assets	-	-	-	-	-	-	-	-	-
Payments for financial assets	-	-	-	-	-	-	-	-	-
Unallocated contingency reserve	-	-	-	-	-	-	-	-	-
Total payments	86 228	89 338	97 080	99 927	84 185	84 185	103 968	108 958	114 188
Financing									
Roll-overs	-	-	-	-	-	-	-	-	-
Other (Specify)	-	-	-	-	-	-	-	-	-
Surplus/(deficit) after financing									

Mpumalanga Hospitals - Summary of Personnel Numbers and Costs

	As at 31 March 2018	As at 31 March 2019	As at 31 March 2020	As at 31 March 2021	As at 31 March 2022	As at 31 March 2023	As at 31 March 2024
Personnel numbers							
Professionals							
Medical Practitioners	14	11	8	7	7	7	7
Medical Specialists	-	-	-	-	-	-	-
Total Doctors	14	11	8	7	7	7	7
Professional Nurses	58	42	49	45	45	45	45
Nursing assistants and pupil nurses	45	42	38	41	41	41	41
Student nurses	-	-	-	-	-	-	-
Total Nurses	103	84	87	86	86	86	86
Ambulance personnel	-	-	-	-	-	-	-
Dentists, dental therapy, oral hygiene	3	2	-	3	3	3	3
Dieticians	3	2	3	3	3	3	3
Environmental health	1	1	1	1	1	1	1
Health sciences and medical technicians	-	-	-	-	-	-	-
Occupational therapists	3	2	2	2	2	2	2
Optometrists	-	-	-	-	-	-	-
Pharmacy assistants	2	2	2	2	2	2	2
Pharmacists	7	6	6	5	5	5	5
Physiotherapists	3	2	2	2	2	2	2
Psychologists	1	1	-	-	-	-	-
Radiographers	4	2	3	3	3	3	3
Speech and hearing therapists	-	-	1	1	1	1	1
Total Other Health Professionals	27	20	20	22	22	22	22
Administrative	123	111	113	102	102	102	102
Admin Levels: 10 - <	122	110	112	101	101	101	101
Admin Levels: 11 - 12	1	1	1	1	1	1	1
Admin Levels: 13 - >	-	-	-	-	-	-	-
Total Hospital Personnel	267	226	228	217	217	217	217
Total personnel cost (R thousand)	73 967	77 163	83 210	87 122	72 085	72 085	91 225
Unit cost (R thousand)	277	341	365	401	332	332	420

Year : 2021/22
 Hospital name : Elsie ballot
 Type : District Hospital

	2017/18	2018/19	2019/20	Main Budget	2020/21 Adjusted Budget	Revised Estimates	2021/22	2022/23	2023/24
R thousand	Audited						Medium-term estimates		
Receipts									
Transfer receipts from national	30 305	35 185	40 057	42 044	42 252	42 252	43 612	45 705	47 899
Equitable share	30 305	35 185	40 057	42 044	42 252	42 252	43 612	45 705	47 899
Conditional grants	-	-	-	-	-	-	-	-	-
National Tertiary Services Grant	-	-	-	-	-	-	-	-	-
Funds from Provincial Own Revenue	-	-	-	-	-	-	-	-	-
Total receipts	30 305	35 185	40 057	42 044	42 252	42 252	43 612	45 705	47 899
Payments									
Current payments	30 297	35 146	39 766	41 717	41 925	41 925	43 401	45 484	47 667
Compensation of Employees	25 903	30 411	34 695	34 443	34 443	34 443	36 069	37 800	39 615
Goods and services	4 393	4 733	5 071	7 274	7 482	7 482	7 332	7 684	8 052
of which									
Consultants and professional services	350	578	685	557	557	557	561	588	616
Maintenance and Minor repairs	-	-	-	-	-	-	-	-	-
Medical services	-	-	-	-	-	-	-	-	-
Medical supplies	946	1 156	1 267	1 115	1 548	1 548	992	1 040	1 090
Medicine	1 321	1 299	1 122	2 922	2 743	2 743	2 973	3 116	3 265
Other	1 776	1 700	1 997	2 680	2 634	2 634	2 806	2 940	3 081
Interest and rent on land	1	2	-	-	-	-	-	-	-
Transfers and subsidies to:	8	39	16	121	121	121	101	106	111
Provinces and municipalities	-	-	-	-	-	-	-	-	-
Departmental agencies and accounts	-	-	-	1	1	1	1	1	1
Higher education institutions	-	-	-	-	-	-	-	-	-
Foreign governments and international organisations	-	-	-	-	-	-	-	-	-
Public corporations and private enterprises	-	-	-	-	-	-	-	-	-
Non-profit institutions	-	-	-	-	-	-	-	-	-
Households	8	39	16	120	120	120	100	105	110
Payments for capital assets	-	-	275	206	206	206	110	115	121
Buildings and other fixed structures	-	-	-	-	-	-	-	-	-
Machinery and equipment	-	-	275	206	206	206	110	115	121
Heritage assets	-	-	-	-	-	-	-	-	-
Specialised military assets	-	-	-	-	-	-	-	-	-
Biological assets	-	-	-	-	-	-	-	-	-
Land and sub-soil assets	-	-	-	-	-	-	-	-	-
Software and other intangible assets	-	-	-	-	-	-	-	-	-
Payments for financial assets	-	-	-	-	-	-	-	-	-
Unallocated contingency reserve	-	-	-	-	-	-	-	-	-
Total payments	30 305	35 185	40 057	42 044	42 252	42 252	43 612	45 705	47 899
Financing	-	-	-	-	-	-	-	-	-
Roll-overs	-	-	-	-	-	-	-	-	-
Other (Specify)	-	-	-	-	-	-	-	-	-
Surplus/(deficit) after financing	-	-	-	-	-	-	-	-	-

Mpumalanga Hospitals - Summary of Personnel Numbers and Costs

	As at 31 March 2018	As at 31 March 2019	As at 31 March 2020	As at 31 March 2021	As at 31 March 2022	As at 31 March 2023	As at 31 March 2024
Personnel numbers							
Professionals							
Medical Practitioners	6	3	4	9	9	9	9
Medical Specialists	-	-	-	-	-	-	-
Total Doctors	6	3	4	9	9	9	9
Professional Nurses	19	17	20	21	21	21	21
Nursing assistants and pupil nurses	14	14	12	11	11	11	11
Student nurses	-	-	-	-	-	-	-
Total Nurses	33	31	32	32	32	32	32
Ambulance personnel	-	-	-	-	-	-	-
Dentists, dental therapy, oral hygiene	1	-	1	-	-	-	-
Dieticians	1	1	1	1	1	1	1
Environmental health	1	-	1	1	1	1	1
Health sciences and medical technicians	-	-	-	-	-	-	-
Occupational therapists	-	-	-	-	-	-	-
Optometrists	-	-	-	-	-	-	-
Pharmacy assistants	1	2	1	1	1	1	1
Pharmacists	3	2	3	3	3	3	3
Physiotherapists	-	-	-	-	-	-	-
Psychologists	-	-	-	-	-	-	-
Radiographers	1	2	3	3	3	3	3
Speech and hearing therapists	-	-	-	-	-	-	-
Total Other Health Professionals	8	7	10	9	9	9	9
Administrative	49	45	45	49	44	44	44
Admin Levels: 10 - <	49	45	45	49	44	44	44
Admin Levels: 11 - 12	-	-	-	-	-	-	-
Admin Levels: 13 - >	-	-	-	-	-	-	-
Total Hospital Personnel	96	86	91	99	94	94	94
Total personnel cost (R thousand)	25 903	30 411	34 695	34 443	34 443	34 443	36 069
Unit cost (R thousand)	270	354	381	348	366	366	384

Year	:	2021/22								
Hospital name	:	Embhuleni								
Type	:	District Hospital								
		2017/18	2018/19	2019/20	Main Budget	2020/21 Adjusted Budget	Revised Estimates	2021/22	2022/23	2023/24
R thousand		Audited						Medium-term estimates		
Receipts										
Transfer receipts from national		192 436	206 735	221 146	190 052	184 121	184 121	197 203	206 669	216 589
Equitable share		192 436	206 735	221 146	190 052	184 121	184 121	197 203	206 669	216 589
Conditional grants		-	-	-	-	-	-	-	-	-
<i>National Tertiary Services Grant</i>		-	-	-	-	-	-	-	-	-
Funds from Provincial Own Revenue		-	-	-	-	-	-	-	-	-
Total receipts		192 436	206 735	221 146	190 052	184 121	184 121	197 203	206 669	216 589
Payments										
Current payments		191 789	205 740	220 402	189 623	183 692	183 692	196 742	206 186	216 083
Compensation of Employees		155 851	161 165	173 000	158 896	153 553	153 553	166 359	174 344	182 713
Goods and services		35 937	44 566	47 402	30 727	30 139	30 139	30 383	31 842	33 370
of which										
<i>Consultants and professional services</i>		4 272	6 162	8 326	4 247	4 957	4 957	4 275	4 480	4 695
<i>Maintenance and Minor repairs</i>		26	-	-	-	-	-	-	-	-
<i>Medical services</i>		-	-	-	-	-	-	-	-	-
<i>Medical supplies</i>		7 710	11 380	14 495	10 497	8 977	8 977	9 335	9 783	10 253
<i>Medicine</i>		8 634	9 761	8 812	5 116	4 803	4 803	5 207	5 457	5 719
<i>Other</i>		15 295	17 263	15 769	10 867	11 402	11 402	11 566	12 122	12 703
Interest and rent on land		1	9	-	-	-	-	-	-	-
Transfers and subsidies to:		635	995	216	221	221	221	161	169	177
Provinces and municipalities		-	-	-	-	-	-	-	-	-
Departmental agencies and accounts		6	-	-	8	8	8	11	12	12
Higher education institutions		-	-	-	-	-	-	-	-	-
Foreign governments and international organisations		-	-	-	-	-	-	-	-	-
Public corporations and private enterprises		-	-	-	-	-	-	-	-	-
Non-profit institutions		-	-	-	-	-	-	-	-	-
Households		629	995	216	213	213	213	150	157	165
Payments for capital assets		12	-	528	208	208	208	300	314	329
Buildings and other fixed structures		-	-	-	-	-	-	-	-	-
Machinery and equipment		12	-	528	208	208	208	300	314	329
Heritage assets		-	-	-	-	-	-	-	-	-
Specialised military assets		-	-	-	-	-	-	-	-	-
Biological assets		-	-	-	-	-	-	-	-	-
Land and sub-soil assets		-	-	-	-	-	-	-	-	-
Software and other intangible assets		-	-	-	-	-	-	-	-	-
Payments for financial assets		-	-	-	-	-	-	-	-	-
Unallocated contingency reserve		-	-	-	-	-	-	-	-	-
Total payments		192 436	206 735	221 146	190 052	184 121	184 121	197 203	206 669	216 589
Financing		-	-	-	-	-	-	-	-	-
Roll-overs		-	-	-	-	-	-	-	-	-
Other (Specify)		-	-	-	-	-	-	-	-	-
Surplus/(deficit) after financing		-	-	-	-	-	-	-	-	-

Mpumalanga Hospitals - Summary of Personnel Numbers and Costs

Personnel numbers	As at 31	As at 31	As at 31	As at 31	As at 31	As at 31	As at 31
	March 2018	March 2019	March 2020	March 2021	March 2022	March 2023	March 2024
Professionals							
Medical Practitioners	21	21	21	23	23	23	23
Medical Specialists	2	-	-	-	-	-	-
Total Doctors	23	21	21	23	23	23	23
Professional Nurses	132	113	129	125	125	125	125
Nursing assistants and pupil nurses	72	60	52	53	53	53	53
Student nurses	-	-	-	-	-	-	-
Total Nurses	204	173	181	178	178	178	178
Ambulance personnel	-	-	-	-	-	-	-
Dentists, dental therapy, oral hygiene	6	5	4	4	4	4	4
Dieticians	5	4	4	4	4	4	4
Environmental health	1	1	1	-	-	-	-
Health sciences and medical technicians	-	-	-	-	-	-	-
Occupational therapists	4	4	2	2	2	2	2
Optometrists	-	-	-	-	-	-	-
Pharmacy assistants	4	4	4	7	7	7	7
Pharmacists	13	8	9	9	9	9	9
Physiotherapists	4	1	3	3	3	3	3
Psychologists	1	1	-	-	-	-	-
Radiographers	6	5	5	5	5	5	5
Speech and hearing therapists	1	1	-	-	-	-	-
Total Other Health Professionals	45	34	32	34	34	34	34
Administrative	211	209	209	202	202	202	202
Admin Levels: 10 - <	210	208	208	201	201	201	201
Admin Levels: 11 - 12	1	1	1	1	1	1	1
Admin Levels: 13 - >	-	-	-	-	-	-	-
Total Hospital Personnel	483	437	443	437	437	437	437
Total personnel cost (R thousand)	155 851	161 165	173 000	158 896	153 553	153 553	166 359
Unit cost (R thousand)	323	369	391	364	351	351	381

Year : 2021/22
 Hospital name : Evander
 Type : District Hospital

	2017/18	2018/19	2019/20	Main Budget	2020/21 Adjusted Budget	Revised Estimates	2021/22	2022/23	2023/24
R thousand	Audited						Medium-term estimates		
Receipts									
Transfer receipts from national	143 871	159 178	175 233	178 788	177 771	177 771	185 051	193 933	203 242
Equitable share	143 871	159 178	175 233	178 788	177 771	177 771	185 051	193 933	203 242
Conditional grants	-	-	-	-	-	-	-	-	-
National Tertiary Services Grant	-	-	-	-	-	-	-	-	-
Funds from Provincial Own Revenue	-	-	-	-	-	-	-	-	-
Total receipts	143 871	159 178	175 233	178 788	177 771	177 771	185 051	193 933	203 242
Payments									
Current payments	143 138	157 912	174 347	178 376	177 359	177 359	184 559	193 418	202 701
Compensation of Employees	114 974	125 062	137 330	147 729	147 729	147 729	154 713	162 139	169 922
Goods and services	28 159	32 839	37 017	30 647	29 630	29 630	29 846	31 279	32 779
of which									
Consultants and professional services	4 292	5 236	5 588	4 829	4 219	4 219	4 811	5 042	5 284
Maintenance and Minor repairs	25	-	-	-	-	-	-	-	-
Medical services	-	-	-	-	-	-	-	-	-
Medical supplies	7 675	10 160	12 949	10 580	9 630	9 630	9 409	9 861	10 334
Medicine	5 226	6 455	6 526	4 823	4 528	4 528	4 908	5 144	5 390
Other	10 941	10 988	11 954	10 415	11 253	11 253	10 718	11 232	11 771
Interest and rent on land	5	11	-	-	-	-	-	-	-
Transfers and subsidies to:	403	1 202	205	206	206	206	156	163	172
Provinces and municipalities	-	-	-	-	-	-	-	-	-
Departmental agencies and accounts	2	2	1	6	6	6	6	6	7
Higher education institutions	-	-	-	-	-	-	-	-	-
Foreign governments and international organisations	-	-	-	-	-	-	-	-	-
Public corporations and private enterprises	-	-	-	-	-	-	-	-	-
Non-profit institutions	-	-	-	-	-	-	-	-	-
Households	401	1 200	204	200	200	200	150	157	165
Payments for capital assets	330	64	681	206	206	206	336	352	369
Buildings and other fixed structures	-	-	-	-	-	-	-	-	-
Machinery and equipment	330	64	681	206	206	206	336	352	369
Heritage assets	-	-	-	-	-	-	-	-	-
Specialised military assets	-	-	-	-	-	-	-	-	-
Biological assets	-	-	-	-	-	-	-	-	-
Land and sub-soil assets	-	-	-	-	-	-	-	-	-
Software and other intangible assets	-	-	-	-	-	-	-	-	-
Payments for financial assets	-	-	-	-	-	-	-	-	-
Unallocated contingency reserve	-	-	-	-	-	-	-	-	-
Total payments	143 871	159 178	175 233	178 788	177 771	177 771	185 051	193 933	203 242
Financing	-	-	-	-	-	-	-	-	-
Roll-overs	-	-	-	-	-	-	-	-	-
Other (Specify)	-	-	-	-	-	-	-	-	-
Surplus/(deficit) after financing	-	-	-	-	-	-	-	-	-

Mpumalanga Hospitals - Summary of Personnel Numbers and Costs

	As at 31 March 2018	As at 31 March 2019	As at 31 March 2020	As at 31 March 2021	As at 31 March 2022	As at 31 March 2023	As at 31 March 2024
Personnel numbers							
Professionals							
Medical Practitioners	26	20	23	23	23	23	23
Medical Specialists	-	-	-	-	-	-	-
Total Doctors	26	20	23	23	23	23	23
Professional Nurses	80	72	97	173	173	173	173
Nursing assistants and pupil nurses	49	60	60	102	102	102	102
Student nurses	-	-	-	-	-	-	-
Total Nurses	129	132	157	275	275	275	275
Ambulance personnel	-	-	-	-	-	-	-
Dentists, dental therapy, oral hygiene	6	5	6	6	6	6	6
Dieticians	3	1	3	3	3	3	3
Environmental health	1	1	1	1	1	1	1
Health sciences and medical technicians	-	-	-	28	28	28	28
Occupational therapists	4	3	5	5	5	5	5
Optometrists	-	-	-	-	-	-	-
Pharmacy assistants	2	2	2	3	3	3	3
Pharmacists	15	9	9	8	8	8	8
Physiotherapists	6	5	5	5	5	5	5
Psychologists	1	1	-	-	-	-	-
Radiographers	6	5	5	5	5	5	5
Speech and hearing therapists	3	1	4	4	4	4	4
Total Other Health Professionals	47	33	40	68	68	68	68
Administrative	156	154	157	151	151	151	151
Admin Levels: 10 - <	155	153	156	150	150	150	150
Admin Levels: 11 - 12	1	1	1	1	1	1	1
Admin Levels: 13 - >	-	-	-	-	-	-	-
Total Hospital Personnel	358	339	377	517	517	517	517
Total personnel cost (R thousand)	114 974	125 062	137 330	147 729	147 729	147 729	154 713
Unit cost (R thousand)	321	369	364	286	286	286	299

Year : 2021/22
 Hospital name : Piet retief
 Type : District Hospital

	2017/18	2018/19	2019/20	Main Budget	2020/21 Adjusted Budget	Revised Estimates	2021/22	2022/23	2023/24
R thousand	Audited						Medium-term estimates		
Receipts									
Transfer receipts from national	186 613	196 197	207 350	212 748	209 282	209 282	220 875	231 477	242 588
Equitable share	186 613	196 197	207 350	212 748	209 282	209 282	220 875	231 477	242 588
Conditional grants	-	-	-	-	-	-	-	-	-
National Tertiary Services Grant	-	-	-	-	-	-	-	-	-
Funds from Provincial Own Revenue	-	-	-	-	-	-	-	-	-
Total receipts	186 613	196 197	207 350	212 748	209 282	209 282	220 875	231 477	242 588
Payments									
Current payments	186 151	195 536	206 044	212 322	208 856	208 856	220 315	230 891	241 973
Compensation of Employees	153 620	159 389	169 930	183 492	183 491	183 491	192 135	201 357	211 023
Goods and services	32 531	36 100	36 114	28 830	25 365	25 365	28 180	29 534	30 950
of which									
Consultants and professional services	3 484	3 073	3 248	3 120	3 120	3 120	3 141	3 292	3 450
Maintenance and Minor repairs	76	-	-	-	-	-	-	-	-
Medical services	-	-	-	-	-	-	-	-	-
Medical supplies	8 227	9 373	12 013	9 424	9 424	9 424	8 381	8 783	9 205
Medicine	8 407	9 824	8 519	5 994	5 627	5 627	6 100	6 393	6 700
Other	12 337	13 830	12 334	10 292	7 194	7 194	10 558	11 066	11 595
Interest and rent on land	-	47	-	-	-	-	-	-	-
Transfers and subsidies to:	434	661	521	220	220	220	179	187	197
Provinces and municipalities	-	-	-	-	-	-	-	-	-
Departmental agencies and accounts	30	20	20	10	10	10	29	30	32
Higher education institutions	-	-	-	-	-	-	-	-	-
Foreign governments and international organisations	-	-	-	-	-	-	-	-	-
Public corporations and private enterprises	-	-	-	-	-	-	-	-	-
Non-profit institutions	-	-	-	-	-	-	-	-	-
Households	404	641	501	210	210	210	150	157	165
Payments for capital assets	28	-	785	206	206	206	381	399	418
Buildings and other fixed structures	-	-	-	-	-	-	-	-	-
Machinery and equipment	28	-	785	206	206	206	381	399	418
Heritage assets	-	-	-	-	-	-	-	-	-
Specialised military assets	-	-	-	-	-	-	-	-	-
Biological assets	-	-	-	-	-	-	-	-	-
Land and sub-soil assets	-	-	-	-	-	-	-	-	-
Software and other intangible assets	-	-	-	-	-	-	-	-	-
Payments for financial assets	-	-	-	-	-	-	-	-	-
Unallocated contingency reserve	-	-	-	-	-	-	-	-	-
Total payments	186 613	196 197	207 350	212 748	209 282	209 282	220 875	231 477	242 588
Financing	-	-	-	-	-	-	-	-	-
Roll-overs	-	-	-	-	-	-	-	-	-
Other (Specify)	-	-	-	-	-	-	-	-	-
Surplus/(deficit) after financing	-	-	-	-	-	-	-	-	-

Mpumalanga Hospitals - Summary of Personnel Numbers and Costs

	As at 31 March 2018	As at 31 March 2019	As at 31 March 2020	As at 31 March 2021	As at 31 March 2022	As at 31 March 2023	As at 31 March 2024
Personnel numbers							
Professionals							
Medical Practitioners	23	17	21	21	21	21	21
Medical Specialists	-	-	-	-	-	-	-
Total Doctors	23	17	21	21	21	21	21
Professional Nurses	125	126	142	149	149	149	149
Nursing assistants and pupil nurses	67	61	50	52	52	52	52
Student nurses	-	-	-	-	-	-	-
Total Nurses	192	187	192	201	201	201	201
Ambulance personnel	-	-	-	-	-	-	-
Dentists, dental therapy, oral hygiene	10	9	7	7	7	7	7
Dieticians	6	4	5	5	5	5	5
Environmental health	2	1	2	2	2	2	2
Health sciences and medical technicians	-	-	-	-	-	-	-
Occupational therapists	5	5	4	4	4	4	4
Optometrists	-	-	-	-	-	-	-
Pharmacy assistants	1	2	2	2	2	2	2
Pharmacists	14	9	9	8	8	8	8
Physiotherapists	5	4	3	3	3	3	3
Psychologists	-	-	-	-	-	-	-
Radiographers	4	5	6	6	6	6	6
Speech and hearing therapists	1	4	3	4	4	4	4
Total Other Health Professionals	48	43	41	41	41	41	41
Administrative	203	173	176	172	172	172	172
Admin Levels: 10 - <	202	172	175	171	171	171	171
Admin Levels: 11 - 12	1	1	1	1	1	1	1
Admin Levels: 13 - >	-	-	-	-	-	-	-
Total Hospital Personnel	466	420	430	435	435	435	435
Total personnel cost (R thousand)	153 620	159 389	169 930	183 492	183 491	183 491	192 135
Unit cost (R thousand)	330	379	395	422	422	422	442

Year : 2021/22
 Hospital name : Standerton
 Type : District Hospital

	2017/18	2018/19	2019/20	Main Budget	2020/21 Adjusted Budget	Revised Estimates	2021/22	2022/23	2023/24
R thousand	Audited						Medium-term estimates		
Receipts									
Transfer receipts from national	155 200	164 894	174 067	150 353	154 335	154 335	156 019	163 508	171 356
Equitable share	155 200	164 894	174 067	150 353	154 335	154 335	156 019	163 508	171 356
Conditional grants	-	-	-	-	-	-	-	-	-
National Tertiary Services Grant	-	-	-	-	-	-	-	-	-
Funds from Provincial Own Revenue	-	-	-	-	-	-	-	-	-
Total receipts	155 200	164 894	174 067	150 353	154 335	154 335	156 019	163 508	171 356
Payments									
Current payments	155 004	164 540	172 869	149 932	153 759	153 759	155 462	162 924	170 744
Compensation of Employees	117 428	128 107	133 355	123 584	123 584	123 584	129 398	135 609	142 118
Goods and services	37 576	36 433	39 514	26 348	30 175	30 175	26 064	27 315	28 626
of which									
Consultants and professional services	3 197	3 530	4 343	3 281	4 131	4 131	3 303	3 462	3 628
Maintenance and Minor repairs	58	-	-	-	-	-	-	-	-
Medical services	-	-	-	-	-	-	-	-	-
Medical supplies	8 311	10 233	11 385	8 515	10 388	10 388	7 573	7 937	8 317
Medicine	8 353	9 212	7 511	4 742	4 451	4 451	4 825	5 058	5 299
Other	17 657	13 458	16 275	9 810	11 205	11 205	10 363	10 858	11 382
Interest and rent on land	-	-	-	-	-	-	-	-	-
Transfers and subsidies to:	190	354	94	215	215	215	166	174	183
Provinces and municipalities	-	-	-	-	-	-	-	-	-
Departmental agencies and accounts	-	44	17	15	15	15	16	17	18
Higher education institutions	-	-	-	-	-	-	-	-	-
Foreign governments and international organisations	-	-	-	-	-	-	-	-	-
Public corporations and private enterprises	-	-	-	-	-	-	-	-	-
Non-profit institutions	-	-	-	-	-	-	-	-	-
Households	190	310	77	200	200	200	150	157	165
Payments for capital assets	6	-	1 104	206	361	361	391	410	429
Buildings and other fixed structures	-	-	-	-	-	-	-	-	-
Machinery and equipment	6	-	1 104	206	361	361	391	410	429
Heritage assets	-	-	-	-	-	-	-	-	-
Specialised military assets	-	-	-	-	-	-	-	-	-
Biological assets	-	-	-	-	-	-	-	-	-
Land and sub-soil assets	-	-	-	-	-	-	-	-	-
Software and other intangible assets	-	-	-	-	-	-	-	-	-
Payments for financial assets	-	-	-	-	-	-	-	-	-
Unallocated contingency reserve	-	-	-	-	-	-	-	-	-
Total payments	155 200	164 894	174 067	150 353	154 335	154 335	156 019	163 508	171 356
Financing	-	-	-	-	-	-	-	-	-
Roll-overs	-	-	-	-	-	-	-	-	-
Other (Specify)	-	-	-	-	-	-	-	-	-
Surplus/(deficit) after financing	-	-	-	-	-	-	-	-	-

Mpumalanga Hospitals - Summary of Personnel Numbers and Costs

	As at 31 March 2018	As at 31 March 2019	As at 31 March 2020	As at 31 March 2021	As at 31 March 2022	As at 31 March 2023	As at 31 March 2024
Personnel numbers							
Professionals							
Medical Practitioners	25	18	23	22	20	20	20
Medical Specialists	-	-	-	-	-	-	-
Total Doctors	25	18	23	22	20	20	20
Professional Nurses	97	89	96	88	96	96	96
Nursing assistants and pupil nurses	70	53	48	66	48	48	48
Student nurses	-	-	-	-	-	-	-
Total Nurses	167	142	144	154	144	144	144
Ambulance personnel	-	-	-	-	5	5	5
Dentists, dental therapy, oral hygiene	6	4	5	4	7	7	7
Dieticians	6	5	6	4	1	1	1
Environmental health	1	2	1	-	27	27	27
Health sciences and medical technicians	-	-	-	-	2	2	2
Occupational therapists	4	3	2	5	-	-	-
Optometrists	-	-	-	-	4	4	4
Pharmacy assistants	5	5	4	3	8	8	8
Pharmacists	9	4	8	8	9	9	9
Physiotherapists	5	5	3	3	-	-	-
Psychologists	-	-	-	-	5	5	5
Radiographers	5	4	5	5	2	2	2
Speech and hearing therapists	5	2	2	1	-	-	-
Total Other Health Professionals	46	34	36	33	70	70	70
Administrative	162	150	152	144	147	147	147
Admin Levels: 10 - <	161	149	151	143	146	146	146
Admin Levels: 11 - 12	1	1	1	1	1	1	1
Admin Levels: 13 - >	-	-	-	-	-	-	-
Total Hospital Personnel	400	344	355	353	381	381	381
Total personnel cost (R thousand)	117 428	128 107	133 355	123 584	123 584	123 584	129 398
Unit cost (R thousand)	294	372	376	350	324	324	340

PROVINCIAL NOTICE 52 OF 2021

CITY OF MBOMBELA



FIRE BRIGADE BY- LAW

CITY OF MBOMBELA FIRE BRIGADE BY-LAW

Table of Contents

Volume 1	6
APPLICATION AND INTERPRETATION OF BY-LAWS	6
1. Application of By-laws	6
2. Definitions and Interpretation	6
Volume 2	10
FIRE PREVENTION AND FIRE PROTECTION	10
Part 1: Fire Prevention	10
3. Certain fires prohibited	10
4. 1. Storage and accumulation of combustible material prohibited	11
5. Electrical fittings, equipment and appliances	12
6.1. Flame-emitting devices.....	12
7. Safety fire-breaks required.....	13
Part 2: Fire Protection	13
8. Design and construction of buildings.....	13
9. Design and construction of dumping sites	14
10. Design and construction of other structures and sites	14
11. Requirements for sprinkler systems	15
12. Requirements for extractor fan systems.....	15
13. Requirements for emergency exits.....	16
14. Design, identification and access for fire-fighting and rescue purposes.....	16
15. Barricading of vacant buildings	17
Part 3: Fire Fighting Equipment and Emergency Evacuation Plans	17
16. Installation and maintenance of fire-fighting equipment	17
17. Chief Fire Officer may designate premises for emergency evacuation plans.....	18
18. Duties of owner or occupier of designated premises	18
Part 4: Certificates of Compliance (fitness) for certain buildings.	19
19. Prohibition of public gatherings in certain circumstances	19
20. Application for certificate of fitness (compliance certificate).....	20
21. Requirements for certificate of fitness (compliance certificate).....	20
22. Form and content of certificate of fitness (compliance certificate)	20
23. Requirements of holder of certificate of fitness or compliance certificate	20

24. Cancellation of compliance certificate (fitness).....	21
Part 5: Water supply for fire-fighting purposes	21
25. Township development water supply requirements	21
26. Township development fire-extinguishing stream requirements	22
27. Fire risk category	22
Fire risk category	23
28. Fire risk categories	23
29. Connections to water reticulation system	24
Volume 3	24
CONTROL OF FIREWORKS.....	24
30. The use of fireworks is prohibited in the City of Mbombela area.....	24
31. Fireworks displays and the use of fireworks prohibited unless authorized.....	25
32. Application to present fireworks display and for the use of fireworks.	26
33. Dealing in fireworks	26
Volume 4	27
CERTIFICATE OF REGISTRATION FOR USE, HANDLING AND STORAGE OF FLAMMABLE SUBSTANCES.....	27
35. Use, handling and storage of flammable substances prohibited in certain circumstances	27
36. Application for certificate of registration for flammable substances	27
37. Issue of certificate of registration	27
38. Availability of certificate of registration at premises	28
39. Fire-fighting equipment	28
40. Amendment to certificate of registration	29
41. Cancellation of certificate of registration.....	30
42. Renewal of certificate of registration	30
43. No authorization required for certain motor vehicle fuel tanks	30
44. Record of certificates of registration	30
Volume 5	30
46. Use, handling and storage of liquefied petroleum gas.....	31
47. Display of symbolic warning signs required.....	31
48. Duty to report fires, accidents and dumping	32
Volume 6	32
STORAGE OF FLAMMABLE SUBSTANCES	32
49. Storage of flammable substances prohibited in certain circumstances	32
50. Symbolic safety signs must be displayed – (screwed and photo illuminascent).....	32

51. Construction of flammable substance storerooms	32
52. Requirements for storeroom doors	32
53. Requirements for storeroom windows	33
54. Requirements for storeroom catch pits	33
55. Ventilation of storerooms	33
56. Electrical equipment in storerooms	34
57. Foam inlets required for certain storerooms	35
58. Shelving in storerooms	35
59. Unauthorized use and entry of storerooms prohibited	35
60. Mixing and decanting rooms	36
61. Temporary above ground storage of flammable substances	36
62. Hand tools must be intrinsically safe	36
63. Permanent above ground storage tanks for flammable liquids	36
64. Underground storage tanks for flammable liquids	37
65. Installing, erecting, removing and demolishing prohibited without prior notice	37
66. Repair and maintenance of access to storage tanks	37
67. Termination of storage and use of flammable substances	38
68. Container handling and storage	38
Volume 7	39
69. Transport of dangerous goods prohibited without permits	39
70. Application for transport permits	39
71. Requirements of transport permits	39
72. Cancellation of transport permit	40
73. Exemption from transport permits	40
74. Design, construction, maintenance and repair of road tankers	40
75. Design, construction, maintenance and repair of other vehicles	40
76. General prohibitions regarding transport of dangerous goods	41
77. Supply of dangerous goods prohibited in certain circumstances	41
78. Records of transport permits	42
Volume 8	42
SPRAY PAINTING	42
79. Spraying prohibited without spraying permit	42
80. Application for spraying permit	42
81. Cancellation of spraying permit	42
82. Duties of owner, occupier or person in charge of spraying room	42

83. Design and construction of spraying rooms	43
84. Water floors for spraying rooms	43
85. Electrical equipment in spraying rooms	43
86. Location of spraying rooms	44
87. Access to spraying rooms	44
88. Ventilation of spraying rooms.....	45
89. Fire dampers, protectors and alarms in spraying rooms	45
90. Design and positioning of ventilation outlets for spraying rooms.....	45
91. Display of signs on spraying rooms (screwed and photo illuminated).....	46
92. Manifold installations in spraying rooms.....	46
93. General prohibitions regarding spraying rooms.....	46
94. Fire extinguishing equipment in spraying rooms	46
Volume 9	47
FIRE BRIGADE SERVICES.....	47
95. Establishment and maintenance of Service	47
96. Objects of service	47
97. Services to other persons	47
98. Instructions by members of Service	48
99. Pretending to be member of Service prohibited	48
100. Certificates to identify members of Service	48
101. Cost of analysis samples	48
Volume 10	48
102. Event management	48
Volume11	53
MISCELLANEOUS.....	53
106. Handling animals during emergencies	53
107. Exemption from provisions of these by-law	53
108. Cancellation of approval, authorization or permission	54
109. By-laws bind State	54
110. Offences and penalties	54
111. Emergency exits and dangerous building /areas	55
113. Repeal of by-laws	55
114. Short title	55
SCHEDULE 1	55
GUIDELINE FOR EMERGENCY EVACUATION PLANS.....	55

SCHEDULE 2	57
EXEMPTION FROM CERTIFICATE OF REGISTRATION	57
SCHEDULE 3	58
EXEMPTION FROM TRANSPORT PERMIT	58
SCHEDULE 4	59
SANS CODES OF PRACTICE AND SPECIFICATIONS	59
SCHEDULE 5	60
REPEALED BY-LAWS	60
Number and Year	60
Name of By-laws	60
Extent of Repeal	60

Volume 1

APPLICATION AND INTERPRETATION OF BY-LAWS

1. Application of By-laws

1. (1). These by-laws apply -

- (a) within the area of jurisdiction of the Council; and
- (b) in addition to any applicable national or provincial law.

2. Definitions and Interpretation

2. (1) In these By-laws unless the context otherwise indicates -

“**above ground storage tank**” means a tank situated above ground for the storage of flammable substances as contemplated in SANS 0131 and SANS 089 Part 1 and SANS 087 Part 3;

“**agricultural holding**” means a portion of land not less than 0.8 hectares in extent used solely or mainly for the purpose of agriculture, horticulture or for breeding or keeping domesticated animals, poultry or bees;

“**approved**” means as approved by the Council;

“**bund wall**” means a containment wall surrounding an above ground storage tank, constructed of an impervious material and designed to contain 110% of the contents of the tank;

“**certificate of fitness**” means a certificate contemplated in section 20;

“**certificate of registration**” means a certificate contemplated in section 35;

“**Chief Fire Officer**” means the Chief Fire Officer appointed by the Council in terms of section 5 of the Fire Brigade Services Act and includes any person appointed as acting Chief Fire Officer;

“**Chief Inspector of Explosives**” means the Chief Inspector of Explosives appointed in terms of section 2 of the Explosives Act, 1956;

“**Civil Aviation Authority**” means the South African Civil Aviation Authority established in terms of section 2 of the South African Civil Aviation Authority Act, 1998 (Act No. 4 of 1998);

“**class**” means a class of petroleum product based on the following classification:

(a) **Class O**: liquefied petroleum gasses;

(b) **Class I**: liquids subdivided as follows:

(i) **Class IA**: liquids which have a closed-cap flash point below 23°C and a boiling point below 35°C; and

(ii) **Class IB**: liquids which have a closed-cap flash point below 23°C and a boiling point of 38°C or above;

(iii) **Class IC:** liquids which have a closed-cap flash point of 23°C or above but below 38°C;

(c) **Class II:** liquids which have a closed-cap flash point of 38°C or above but below 60,5°C;

(d) **Class IIIA:** liquids which have a closed-cap flash point of 60.5°C or above but below 93°C; and

(e) **Class IIIB:** liquids which have a closed-cap flash point of 93°C or above;

“Combustible liquid” means a liquid which has a close-cap flash point of 38°C or above;

“Competent person” means a person who is qualified by virtue of his or her experience and training;

“Compliance certificate” means fitness certificate or readiness in terms of fire safety requirements

“Council” means –

(a) the City Council of the Mbombela Municipality

(b) its successor in title; or

(c) a structure or person exercising a delegated power or carrying out an instruction, where any power in these By-laws, has been delegated or sub-delegated or an instruction given as contemplated in, section 59 of the Local Government: Municipal Systems Act, 2000 (Act No. 32 of 2000); or

(d) a service provider fulfilling a responsibility under these By-laws, assigned to it in terms of section 81(2) of the Local Government: Municipal Systems Act, 2000, or any other law,

as the case may be;

“dangerous goods” means any flammable gas, flammable liquid or flammable solid as contemplated in SANS 0228;

“dwelling house” means a single dwelling unit situated on its own site, including any motor vehicle garage and other domestic outbuildings on that site;

“dump” means to abandon or discard any hazardous substance by depositing, discharging, spilling or releasing it;

“emergency” means any incident or eventuality which seriously endangers or may endanger any person or property;

“emergency evacuation plan” means an emergency evacuation plan contemplated in section 17;

“emergency route” means that part of any escape route which-

(a) protects the occupiers of any building from fire; and

(b) leads to an escape door;

“enclosed place” in respect of domestic animals means any kraal, cage, camp or similar enclosure where domestic animals are kept or exercised ;

“escape door” means any door at the end of an emergency route and includes any door providing entrance to, or exit from, a building;

“escape route” means the entire path of travel, measured from an escape door to the furthest point in any room in a building;

“explosives” means explosives as defined in section 1 of the Explosives Act, 1956;

“Explosives Act” means the Explosives Act, 1956 (Act No. 26 of 1956), and any regulations made under that Act;

“extinguishing stream” means the amount of water that the Service needs in order to extinguish a fire;

“feeder route” means that part of an escape route which allows travel in two different directions to the access doors of at least two emergency routes;

“Fire Brigade Services Act” means the Fire Brigade Services Act, 1987 (Act No. 99 of 1987), and any regulations made under that Act;

“fire damper” means an automatic damper, including its assembly, which complies with the requirements of SANS 193;

“fire-fighting equipment” means any portable or mobile fire extinguisher, hose reel or fire hydrant;

“fire installation” means any water installation which conveys water solely for the purposes of fire-fighting;

“fireworks” means any explosive device or substance which burns or explodes after ignition, including firecrackers, and which is regulated under the Explosives Act;

“fireworks display ” means the use of fireworks for purposes of a public display;

“flammable gas” means a gas which at 20oC and a standard pressure of 101,3 kilopascals –

(a) is ignitable when in a mixture of 13% or less (by volume) with air; or

(b) has a flammable range with air of at least 12%, regardless of the lower flammable limit;

“flammable liquid” means a liquid or combustible liquid which has a closed-cap flash point of 93oC or below;

“flammable substance” means any flammable liquid, combustible liquid or flammable gas;

“Group I, II, III, V, VI, VIII and IX hazardous substances” means Group I, II, III, V, VI, VIII and IX hazardous substances, as the case may be, as contemplated in the Hazardous Substances Act;

“hazardous substance” means any hazardous substance contemplated in the Hazardous Substances Act;

“Hazardous Substances Act” means the Hazardous Substances Act, 1973 (Act No. 15 of 1973), and any regulations made under that Act;

“liquefied petroleum gas” means a mixture of light hydrocarbons (predominantly propane and butane) that is gaseous under conditions of ambient temperature and pressure and that is maintained in a liquid state by an increase of pressure or lowering of temperature;

“**member**” means a member of the Service and includes the Chief Fire Officer;

“**National Building Regulations and Building Standards Act**” means the National Building Regulations and Building Standards Act, 1977 (Act No. 103 of 1977), and any regulations made under that Act;

“**National Road Traffic Act**” means the National Road Traffic Act, 1996 (Act No. 93 of 1996), and any regulations made under that Act;

“**Occupational Health and Safety Act**” means the Occupational Health and Safety Act, 1993 (Act No 85 of 1993);

“**occupier**” means any person who occupies or has control over any premises;

“**owner**” in relation to premises, means the registered owner of the premises and includes -

(a) any person who receives rental or profit from the premises, whether on own account or as agent;

(b) a body corporate in respect of any sectional title scheme contemplated under the Sectional Titles Act, 1986 (Act No. 95 of 1986); and

(c) an executor or curator of any deceased or insolvent estate;

“**premises**” means any land, building, construction or structure or part thereof and includes any train, boat, aircraft or other vehicle;

“**prescribed fee**” means a fee determined by the Council by resolution in terms of section 10G(7)(a)(ii) of the Local Government Transition Act, 1993 (Act No. 209 of 1993), or any other applicable legislation;

“**public gathering**” includes any gathering by members of the public-

(a) to view any theatrical or operatic performances, orchestral or choral recitals or cinematic-graphic screenings; or

(b) to attend, practice or participate in any indoor sports activity, dance, physical activity or other recreational activity;

“**public place**” means any path, street, walk-way, side-walk, park, place of rest or other place to which the public has authorized or unimpeded access;

“**pyro technician**” means any appropriately qualified person responsible for the use of fireworks at a fireworks display;

“**registered premises**” means any premises in respect of which a certificate of registration has been issued;

“**SANS**” means the South African National of Standards contemplated in section 2 of the Standards Act, No. 29 of 1993, and SANS followed by any number means a reference to a SANS code of practice, specification or standard of the corresponding number;

“**Service**” means the Fire Brigade Service established and maintained by the Council as contemplated in section 95;

“**service installation**” means any automatic fire-extinguishing installation, fire pump connector, fire pump, emergency power or stand-by generator, fire detection, locating or alarm system, emergency lighting or evacuation communication system, mechanical ventilation system, pressure regulation system, smoke ventilation system, hoist, symbolic safety sign and smoke or fire door assembly;

“**spray**” means to spray, coat, plate or epoxy-coat with any hazardous substance and “spraying” has a corresponding meaning;

“**spraying permit**” means a permit contemplated in section 79;

“**spraying room**” means a room contemplated in section 83;

“**storage vessel**” means a pressure vessel as defined in the Regulations for Pressure Vessels made under the Occupational Health and Safety Act;

“**store room**” means a room for storage of flammable substances contemplated in section 49;

“**underground tank**” means any tank used or intended to be used for the storage of any flammable liquid and which is wholly sunk into and below the surface of the ground;

“**use**” in relation to fireworks means discharging, lighting or igniting;

“**vegetation**” includes grass, weeds, leaves, shrubs and trees; and

“**vehicle**” includes a trailer or semi-trailer which-

(a) has at least 4 wheels with independent axles and suspension systems; and

(b) can be hitched to a truck-tractor or any other motor vehicle contemplated in the National Road Traffic Act.

“**water installation**” means a water installation as defined in the Council’s Water Services By-laws.

(2) If any provision in these by-laws vests or imposes any power, function or duty of the Council in or on an employee of the Council and such power, function or duty has in terms of section 81(2) of the Local Government: Municipal Systems Act, 2000 or any other law been assigned to a service provider, the reference in such provision to such employee must be read as a reference to the service provider or, where applicable, an employee of the service provider authorized by it.

Volume 2

FIRE PREVENTION AND FIRE PROTECTION

Part 1: Fire Prevention

No fires are allowed to be made in the area of the City of Mbombela as it is deemed to be a smokeless area.

3. Certain fires prohibited

(1) No person may make or allow any other person to make a fire that may endanger any person, animal or property.

(2) No person may burn or allow any other person to burn any refuse or combustible material—

- (a) without the prior written permission of the Chief Fire Officer; or
 - (b) unless the refuse or combustible material is burnt in an approved incinerating device.
- (3) Any person who makes a fire or allows any other person to make a fire, must take reasonable steps and have the minimum firefighting equipment available to ensure that the fire and the effects of fire does not infringe upon the rights (discomfort) of any person or endanger any person, animal or property.
- (4) No person is allowed to burn any rubbish, leaves or any burning material in residential or business areas.
- (5) The prohibition in subsection (2) does not apply to any fire made–
- (a) in an approved and purpose-made stove, fireplace or hearth that forms an integrated part of a building or structure;
 - (b) for the purpose of preparing food on private premises set aside for that purpose; or
 - (c) in any device for preparing food which –
 - (i) is heated by electricity or liquefied petroleum gas; and
 - (ii) is so positioned that the fire does not endanger any person, animal or property.
 - (d) for the purpose of providing heat to a person during winter provided that the fire is made in a safe area.
- (6) Any person who fails to comply with the provisions of this section will be guilty of an offence.

4. 1. Storage and accumulation of combustible material prohibited

- (1) No person may store any combustible material or allow it to be stored, at any place or in any manner that may pose a fire hazard to any person, animal or property.
- (2) No person may allow the accumulation of saw dust at any place in quantities sufficient to pose a fire hazard to any person, animal or property.
- (3) No person may use or allow to be used any sawdust or similar combustible material to soak up any flammable liquid.
- (4) No person may allow soot or any other combustible material to accumulate in any chimney, flue or duct in such quantities or in any manner that may pose a fire hazard to any person or property.
- (5) No person may allow any vegetation to become overgrown at any place under that person's control that may pose a fire hazard to any person, animal or property.

4.2. Housekeeping

- (1) any occupier, owner must ensure that their properties are clear from any material which may cause fire hazard but if the situation arises the owner or occupier of the property concerned must without delay eliminate the hazard or cause the hazard to be eliminated by -

- (a) cutting any grass, leaves or weeds associated with the fire hazard to a maximum height of 150 millimeters;
- (b) pruning, chopping down or sawing any shrub or tree which may danger the property; and
- (c) removing any resulting combustible,
- (d) old tyres, plastics residue from the property.

5. Electrical fittings, equipment and appliances

No person may cause or allow –

- (a) any electrical supply outlet to be overloaded; or
- (b) any electrical appliance or extension lead to be used in any manner that may pose a fire hazard to any person or property.

6.1. Flame-emitting devices

No person may use or cause or allow the use of any flame-emitting device, including but not limited to any candle, lantern or torch, in any manner that may pose a fire hazard to any person or property.

6.2. Veld and Forestry

Fire breaks specifications and the deliberate making of fire and permission granted to be under the provisions and prohibitions of the City of Mbombela or LEFPA and the National Veld and Forrest Act as described under Veld and Forestry.

The City of Mbombela operates under the National Veld and Forest Act. 101 of 1998.

1. Stipulations:

a) That no person within the boundaries of the City of Mbombela shall make a fire, or allow a fire to continue to burn or add fuel to a fire from the 1st of June to the 31st of October yearly unless a burning permit is obtained from LEFPA, taking in account the Average Fire Danger Index for the specific day etc.

The Chief Fire Officer, may however intervene if deemed necessary to halt all operations regarding such an arrangement given specific circumstances, or may overrule such an arrangement under the provisions of the Fire Services Act..

b) That Fines and Penalties be issued in accordance to Section 57(5a) of the Criminal Procedure Act 51 of 1977 and National Veld and Forest Fire Act 101 of 1998 Article 25(1) to and including Article 25(6) (b)

c) That any land owner, occupier or person that lives or visits within the City of Mbombela boundaries, be subjected to the provisions and the prohibitions as stipulated by LEFPA and subsequently, the National Veld and Forrest Act. 101 of 1998.

7. Safety fire-breaks required

Burning fire –breaks during the fire season from the 1st of June – 31st of October, is subjected to approval from LEFPA and the Chief Fire Officer of the City of Mbombela as described under Veld and Forestry Stipulations (1).

(1) Every owner or occupier of an agricultural holding or farm must clear and maintain a safety fire-break along every boundary of the agricultural holding or farm that–

(a) is at least 5 meters wide (when measured parallel from the boundary concerned); and

(b) contains no vegetation or combustible residue.

(2) If an obstruction occurs within the boundaries of a safety fire-break, the owner or occupier concerned must clear and maintain a 5 meter-wide safety fire-break around that obstruction.

(3) No person may clear or maintain a safety fire-break by burning without the prior written permission of the Chief Fire Officer.

(4) Any person who intends to clear or maintain a safety fire-break by burning must–

(a) apply in writing to the Chief Fire Officer for permission, stipulating the property concerned and the proposed date and time of the burning; and

(b) unless the burning is to be performed by a person or body accredited for this purpose by the Council, request the Service to provide assistance at the burning against payment of the prescribed fee.

(5) Any person who fails to comply with the provisions of this section will be guilty of an offence.

Part 2: Fire Protection

8. Design and construction of buildings

(1) Subject to the provisions of subsection (3), every owner of a building, excluding a dwelling house, must ensure that it is designed and constructed in a manner that -

(a) provides for –

(i) the effective drainage of any water that may result from fire-extinguishing activities; and

(ii) the discharge of that water directly into a storm water drain;

(b) prevents any water that may result from fire-extinguishing activities from draining–

(i) down any stairway or lift shaft;

(ii) down any electrical shaft or telecommunications service shaft;

(iii) down any shaft that is connected to a basement level; or

(iv) along any approach to a building or any vehicle access ramp leading to or from a building;

(c) if any water resulting from fire-extinguishing activities should spill into a basement, that water is discharged directly into a storm water drain; and

(d) complies with the requirements of SANS 0400 (Parts A, K, M, O, T, V and W) insofar as it relates to fire protection.

(2) Subject to the provisions of subsection (3), every owner of a building equipped with a transformer room must ensure that—

(a) the transformer room is situated on the ground level;

(b) access to the transformer room is from outside the building; and

(c) there is adequate and ready access to the transformer room for fire-fighting and maintenance activities.

(3) Subsections (1) and (2) do not apply in respect of any building which exists at the commencement of these By-laws.

(4) Any building design for offices, businesses, church, halls, gymnasium, guest house etc. must be submitted to the fire, engineer or fire consultant in terms of SANS 10400 Part T.

(5) Timber house plan must be submitted with rational design certificate developed by the competent person (Fire engineer, Fire Consultant accredited)

9. Design and construction of dumping sites

(1) Every person who designs or constructs any dumping site, must ensure that it is designed and constructed in accordance with the instructions of—

(a) the Department of Water Affairs and Forestry; and

(b) the Council.

(c) the dumping site must also adhere to 7 safety fire breaks required (1)(a)(b) for dumping sites on agricultural holdings or farms

10. Design and construction of other structures and sites

(1) Every person who designs, constructs or erects any of the following structures, must ensure that they comply with a rational design as contemplated by the National Building Regulations and Building Standards Act -

(a) any grain silo;

(b) any atrium;

(c) any air traffic control tower;

(d) any tower for telecommunications or other uses;

(e) any thatched structure which is larger than 20 square meters and situated within 4.5 meters of any boundary line of the property concerned;

- (f) any tent or other temporary structure for holding a public gathering; and
 - (g) any open-plan commercial or industrial premises with a covering distance that exceeds 45 meters measured from any point in the premises to any escape or exit door.
- (2) Every person who designs or constructs any aircraft hanger or helicopter pad, must ensure that it–
- (a) complies with a rational design as contemplated by the National Building Regulations and Building Standards Act;
 - (b) provides for the effective drainage of any liquid from the floor of the hanger or helicopter pad or any approach to the aircraft hanger or helicopter pad;
 - (c) provides for the effective channeling of any liquid from the floor of the hanger or helicopter pad to a drainage area connected to a separator well;
 - (d) prevents the spread of any liquid from the floor of the hanger or helicopter pad; and
 - (e) is equipped with effective earthing devices for the discharge of static electricity.

11. Requirements for sprinkler systems

- (1) If a sprinkler system is required in any building in accordance with SANS 0400, SANS 087 (Part III) or SANS 089 (Part I) or if the Council so requires, the owner of the building must ensure that the building is equipped with a sprinkler system.
- (2) Every person who designs, constructs or installs a sprinkler system must ensure that it is designed, constructed and installed -
- (a) in accordance with SANS 0287; and
 - (b) in compliance with the requirements of SANS 0400 (Parts A, K, M, O, T, V and W) insofar as it relates to fire protection.

12. Requirements for extractor fan systems

- (1) Every person who designs, constructs or installs an extractor fan system, any related ducts or any similar chimney system and every owner of a building in which such a system is installed must ensure that–
- (a) it is designed, constructed and installed in a manner that provides for clearly demarcated, adequate and easy access for inspection, maintenance and repairs; and
 - (b) the conduit and outlet of any such system is installed in a manner that does not result in a fire hazard to any person or property.
- (2) Every owner of a building in which an extractor fan system, any related ducts or any similar chimney system has been installed, must ensure that every filter, damper, screen or conduit forming an integral part of the system is regularly inspected, cleaned and maintained to ensure that fatty residues or any other combustible residues do not accumulate.

13. Requirements for emergency exits

(1) Every owner of a building must ensure that any escape door in that building—

- (a) is fitted with hinges that open in the direction of escape; and
- (b) is equipped with a fail-safe locking device or devices that do not require a key in order to exit.

(2) Every owner of a building must ensure that any door in a feeder route—

- (a) is a double swing-type door;
- (b) is not equipped with any locking mechanism.

(3) Notwithstanding the provisions of subsection (2), if it is necessary that a door, in a feeder route be locked for security reasons, the owner of the building must provide an alternative means of escape approved by the Chief Fire Officer.

(4) No person may obstruct or allow the obstruction of any escape route from any premises that may prevent or hinder the escape of any person or animal from the premises in an emergency.

14. Design, identification and access for fire-fighting and rescue purposes

14. (1) Subject to the requirements of any town planning scheme or the conditions of establishment of any township, every person who plans, designs or constructs a building, excluding a dwelling house, must ensure that the premises on which the building is situated, is or are planned, designed and constructed so that—

- (a) at least one elevation of the building fronts onto a street;
- (b) if the premises do not front onto a street, an access road is provided with dimensions and carrying capacity approved in writing by the Chief Fire Officer;
- (c) there is a climate-proof and weather-proof parking surface for parking and operating fire brigade machines and equipment in an emergency -
 - (i) of dimensions at least 10 meters wide;
 - (ii) that runs the full length of the side elevation of the building that borders the surface; and
 - (iii) with a carrying capacity of at least 70 metric tons; and
- (d) any entrance arch to the premises provides an opening with dimensions at least 4 meters wide x 4.2 meters high, unless there is an alternative and easy access route to the premises of at least the same dimensions.
- (e) In order to gain rapid access to an area or building, the width dimension could increase to 5.5 meters if the access to the premises happens to be on a sharp corner, or subjected to other interfering obstacles.
- (f) In other challenging circumstances, the Chief Fire Officer may make a ruling or regulation in terms of access to ensure a rapid and safe emergency response to the premises.

(2) For purposes of easy identification by any member of the Service in an emergency, every owner or occupier of premises must ensure that the correct street number of the premises–

(a) is displayed clearly on the street boundary of the premises in numbers at least 75 millimeters high; and

(b) is visible from the street; and

(c) is maintained in a legible condition at all times.

15. Barricading of vacant buildings

(1) Every owner or person in charge of a building or portion of a building that is vacant must, at his or her own cost and to the satisfaction of the Chief Fire Officer –

(a) remove all combustible waste and refuse from the building; and

(b) block, barricade or otherwise secure all windows, doors and other openings in the building in a manner that will prevent the creation of any fire hazard caused by entering of the building by any unauthorized person.

15.2. Building Plans

(a) All fire plans (except H4 - Dwelling house) must be done by a competent fire consultant or fire engineer.

Part 3: Fire Fighting Equipment and Emergency Evacuation Plans

16. Installation and maintenance of fire-fighting equipment

(1) Every owner of a building must ensure that–

(a) all fire-fighting equipment and service installations on the premises are installed in a manner and condition ready for use in an emergency;

(b) all portable and mobile fire-extinguishers and all hose reels on the premises are serviced and maintained in accordance with SANS 0105 and SANS 1475;

(c) all fire-fighting equipment and service installations on the premises are -

(i) maintained in a good working condition by a competent person;

(ii) inspected and serviced in accordance with manufacturer specifications; and

(iii) are inspected by an appropriately registered and competent person at least once every 12 months; and

(d) a comprehensive service record of all fire-fighting equipment and service installations on the premises is maintained and furnished to the Chief Fire Officer every 12 months.

(2) Every person who inspects, services or repairs any fire-fighting equipment or service installation must–

(a) on completing the inspection, service or repairs, as the case may be –

(i) certify in writing that the equipment or installation concerned is fully functional; and

- (ii) furnish that certificate to the owner of the premises; or
- (b) if the equipment or installation cannot readily be repaired to a functional state, notify the Chief Fire Officer of this fact in writing without delay.
- (3) Except for purposes of inspection, service, repair or fire-fighting, no person may remove or interfere with any fire-fighting equipment or service installation at any premises.
- (4) No person may alter, damage, misuse or render ineffective any fire-fighting equipment or service installation at any premises.

17. Chief Fire Officer may designate premises for emergency evacuation plans

- (1) The Chief Fire Officer may by written notice designate any premises or premises where an event could be held, as a premises requiring an emergency evacuation plan.
- (2) The notice contemplated in subsection (1), must be served on the premises concerned and addressed to the owner or occupier.

18. Duties of owner or occupier of designated premises

(1) The owner, or with the approval of the Chief Fire Officer, the occupier, of any premises designated in terms of section 17 must –

- (a) prepare a comprehensive emergency evacuation plan for the premises in accordance with the guideline contained in **Schedule 1** and submit it to the Chief Fire Officer in triplicate within 30 days of service of the designation notice;
- (b) establish a fire protection committee comprised of occupiers of the premises to assist the owner or occupier to organize a fire protection program and regular and scheduled fire evacuation drills;
- (c) ensure that the emergency evacuation plan is reviewed-
 - (i) at least every 12 months;
 - (ii) whenever the floor layout of the premises is changed; and
 - (iii) whenever the Chief Fire Officer requires revision of the plan;
- (d) ensure that an up-to-date emergency evacuation plan, any fire protection programs, evacuation drills and any related documents are kept, maintained and all times available in a control room on the premises for inspection by any member of the Service; and
- (e) identify a place of safety (Assembly area) off the designated premises, but in the immediate vicinity of the premises, where persons who reside or work on the premises may gather during an emergency for the purpose of compiling a list of survivors.

(2) The owner or occupier of a building or premises, with special reference to the Occupational Health and Safety Act. No: 85 of 1993, must comply with regards to:

- (a) the appointment of Safety Representatives as per requirement

(b) To ensure that relevant structures are in place to deal with emergencies, and to ensure the health and safety of occupants in the building or premises, including an overall emergency plan that will include an evacuation plan with emergency routes and assembly points, etc.

(c) the appointment of other deemed to be necessary personnel as per the Occupational Health and Safety Act. with reference to Fire or Floor Marshals, Fire Fighters, First Aiders, Assembly Point Managers, etc.

(d) Training for the appointed staff members in terms of the OHS Act. meaning Safety Representatives, Fire or Floor Marshals, Fire Fighters, First Aiders, etc., to be conducted by a SAQA accredited and certified service provider.

(e) insuring the functionality, regular checking and maintenance of water supplies to and in the premises, fire-fighting equipment, signage, etc.

(f) The owner or occupier of a building or premises to comply in terms of the requirements of the Occupational Health and Safety Act., as directed by the Labor Act., and ensure that emergency exercises

or evacuation drills be conducted preferably quarterly, but at least twice a year. The owner or occupier may make a request to the Chief Fire Officer to have members of the Fire and Rescue Services to take part or oversee the exercise or drill and make comments.

(g) The Chief Fire Officer will subsequently decide if there will be charges of service fees payable by such owner or occupier for services rendered and how much it will be.

(3) The Chief Fire Officer may in respect of premises designated in terms of section 17 -

(a) require the review of any emergency evacuation plan by the owner or occupier and may provide directions in this regard;

(b) instruct the owner or occupier to implement a fire protection program that the Chief Fire Officer believes is necessary to ensure the safety of persons and property on the premises; and

(c) require the owner or occupier or event organizer, to provide the Chief Fire Officer with a certified copy of the emergency evacuation plan and any associated documents at a specified time and place.

Part 4: Certificates of Compliance (fitness) for certain buildings.

19. Prohibition of public gatherings in certain circumstances

(1) No person may hold a public gathering or allow a public gathering to be held in any building or temporary structure unless a Compliance certificate (fitness) has been issued by the Chief Fire Officer in respect of that building or temporary structure, unless a certificate of fitness previously issued in terms of this subsection, has not yet expired.

(2) Subsection (1) does not apply in respect of a building or temporary structure which existed at the commencement of these By-laws, unless after that date –

(a) the building or temporary structure is rebuilt, altered, extended or its floor layout is changed; or

(b) ownership or control of the building or structure changes.

20. Application for certificate of fitness (compliance certificate)

(1) Every owner of a building or temporary structure intended for the holding of a public gathering must -

(a) complete and submit to the Chief Fire Officer an application form for a certificate of fitness in the form and manner determined by the Council; and

(b) pay the prescribed fee.

(2) An application contemplated in subsection (1) must be submitted at least 30 days before any intended public gathering.

(3) The Chief fire officer may close any building with immediate effect if he deem that it may pose danger to any occupancy of that building

21. Requirements for certificate of fitness (compliance certificate)

21(1) The Chief Fire Officer may not issue a certificate of fitness in respect of a building or temporary structure -

(a) unless the Council is in possession of an up-to-date set of building plans for the premises;

(b) unless the building or temporary structure complies with the requirements of these By-laws; and

(c) for a period of validity exceeding 12 months.

22. Form and content of certificate of fitness (compliance certificate)

22(1) A certificate of fitness must be in the form determined by the Council and must at least record the following information, where applicable:

(a) The trade name and street address of each occupier of the building or temporary structure;

(b) a description of the type of activity carried on by each occupier of the building or structure;

(c) the full names and addresses of the persons who serve on the governing or similar body of each occupier;

(d) the maximum permissible number of people who may be admitted to the useable floor area of the building or structure;

(e) the number of emergency exits and their dimensions; and

(f) the dates of issue and expiry of the certificate and its reference number.

23. Requirements of holder of certificate of fitness or compliance certificate

(1) The holder of a certificate of fitness or compliance certificate must -

(a) comply with the provisions of the certificate of compliance (fitness);

(b) at all times –

(i) display the certificate prominently on the premises; and

(ii) maintain the certificate in a legible condition;

(c) immediately notify the Chief Fire Officer in writing of any change to the trade name, activity or governing or similar body of any occupier of the building or structure; and

(d) submit any application for renewal of the compliance certificate (fitness) at least 30 days before its expiry in the form and manner determined by the Council together with the prescribed fee.

24. Cancellation of compliance certificate (fitness)

(1) The Chief Fire Officer may cancel any certificate of compliance in respect of a building or temporary structure if he or she has reason to believe that -

(a) the owner or occupier concerned contravenes or fails to comply with any provision of these By-laws; or

(b) the building or structure contravenes or does not comply with the requirements of these By-laws.

(2) Subject to subsection (3), before the Chief Fire Officer cancels a certificate of fitness as contemplated in subsection (1), he or she must -

(a) give the owner or occupier concerned written notice of the intention to cancel the certificate of fitness and the reasons for such cancellation;

(b) give the owner or occupier concerned a period of at least 20 days to make written representations regarding the matter; and

(c) consider any representations received.

(3) If the Chief Fire Officer has reason to believe that the failure to cancel a compliance certificate within the period contemplated in subsection (2)(b), may endanger any person or property, he or she may cancel a certificate of fitness without prior notice to the owner or occupier concerned.

(4) If the Chief Fire Officer cancels a compliance certificate in terms of subsection (3), he or she must -

(a) furnish the owner or occupier of the building or temporary structure concerned with written notice of the cancellation;

(b) provide the owner or occupier a period of at least 20 days to make written representations regarding the cancellation; and

(c) consider any representations received.

(5) The Chief Fire Officer may, after considering the representations contemplated in subsection (4), reverse the decision to cancel the compliance certificate

Part 5: Water supply for fire-fighting purposes

25. Township development water supply requirements

(1) Every person who develops or redevelops a township must design and develop that township with a sufficient water supply for purposes of fire-fighting by members of the Service.

(2) Every person who develops or redevelops a township must ensure that -

(a) the storage capacity and rate of replenishment of the reservoirs supplying water to the township are sufficient for the fire-fighting purposes contemplated in these By-laws;

(b) the water supply from these reservoirs is reticulated in a manner that ensures that the water supply to any area in the township can be provided from at least two directions; and

(c) double supply mains are installed from the water supply source to the distribution reservoirs and double pumps are installed for the delivery of the water supply.

(3) Subsection (2) (c) is deemed to be satisfied, if -

(a) the water is supplied to the township from more than one reservoir;

(b) each reservoir receives water from a separate supply main and pump; and

(c) the reservoirs are connected to each other.

(4) Every person who develops or redevelops a township must ensure that -

(a) the water distribution system is designed and equipped with control valves positioned so that it is not necessary to close off any branch or any portion of the distribution system for more than 150 meters in any high risk area or for more than 300 meters in any moderate or low risk area in the event that the system, excluding any of the branches, is damaged or requires repair; and

(b) if the redevelopment of any township alters the fire risk category of any area in the township as contemplated in section 28, the water reticulation system is adapted without delay so as to comply with the requirements of sections 26 and 27.

(c) No one is allowed to use Fire extinguisher for personal purposes other than firefighting failure to comply will lead to punishable offence as schedule in section 107(2)

(5) every owner or occupier of an agricultural holding or farm or house must have reasonable firefighting equipment to combat the spread of an fire from the property.

(d) Subsection 5 will be determine by the Chief Fire officer after assessment of the property

26. Township development fire-extinguishing stream requirements

(1) Every person who develops or redevelops a township must ensure that the water supply provides a fire-extinguishing stream that is immediately available to members of the Service in an emergency, of the following volume and duration:

27. Fire risk category

Township development fire hydrant requirements

Fire risk category	Minimum volume of extinguishing stream (liters per minute)	Minimum duration of extinguishing stream (hours)
High risk	11 500	6
Moderate risk	5 750	4

Low risk	2 300	2
-----------------	--------------	----------

(1) Every person who develops or redevelops a township must ensure that fire hydrants are plotted on a plan and installed in accordance with the following minimum delivery volumes and distance frequencies:

Fire risk category

Minimum fire hydrant delivery volume measured at peak consumption (liters per minute)

Minimum distance between fire hydrants (meters)

Fire risk category	Minimum fire hydrant delivery volume measured at peak consumption (liters per minute)	Minimum distance between fire hydrants (meters)
High risk	1980	120
Moderate risk	1 150	180
Low risk	900	240

(2) Every person who develops or redevelops a township must ensure that the position of fire hydrants are plotted accurately on a plan that is furnished to the Chief Fire Officer for operational fire-fighting purposes.

28. Fire risk categories

(1) For purposes of sections 26 and 27, the following areas of a township must be regarded –

(a) as high risk –

- (i) any factory area, high density shopping area, warehouse or commercial building;
- (ii) any plantation, timber yard or wooden building;
- (iii) any building higher than 3 stories;
- (iv) any building in which hazardous substances are used, handled or stored or in which hazardous processes are conducted; and
- (v) any other area that has a high fire risk or high fire spread risk;

(b) as moderate risk -

(i) any area in which –

- (aa) factories, commercial buildings or residential buildings are generally detached from each other and do not exceed 3 stories; and

(bb) the Chief Fire Officer has not declared the materials processed or stored in these buildings as highly dangerous;

(ii) any area where the fire risk and spread risk of fire is moderate; and

(iii) any other area that is not a high or low risk area; and

(c) as low risk –

(i) any area that is mainly residential or semi-rural;

(ii) any area that has predominantly detached, duet, cluster or town house developments; and

(iii) any area where the fire risk or risk of spread of fire is slight or insignificant.

29. Connections to water reticulation system

(1) No person may obtain a water connection to the water reticulation system of the Council unless the fire protection plans for the premises to be connected have been approved by the Chief Fire Officer.

(2) Every person or owner of premises who requires a water connection to the water reticulation system of the Council must -

(a) if the premises to be connected are protected by a sprinkler installation, ensure that –

(i) the connection is calculated and designed for each sprinkler installation in accordance with a rational design as contemplated in the National Building Regulations and Building Standards Act, and

(ii) the size, delivery pressure and flow of the water connection is calculated in advance by the responsible engineer;

(b) if the Chief Fire Officer requires a larger water connection for purposes of fire-fighting, provide the larger water connection;

(c) ensure that the size, work pressure and delivery flow, except in the case of a water connection to a sprinkler installation, is calculated and designed in accordance with SANS 0400 (Part W); and

(d) ensure that the water installation upon completion complies with the provisions of SANS-1:1994.

Volume 3

CONTROL OF FIREWORKS

Use of fireworks are prohibited within the boundaries of the City of Mbombela with special reference to the Explosives Act 26 of 1956, the Explosives Act 15 of 2003 and the Animal Protection Act 71 of 1962.

30. The use of fireworks is prohibited in the City of Mbombela area.

(1) Unless so authorized in terms of section 33, no person may use fireworks –

(a) within 1 000 meters of an airport; explosives facility, fuel depot, liquefied petroleum Gas Depot, gasometer, hospital, old age home or home caring for the old and frail;

(b) inside any building;

(c) within 500 meters from any industrial premises, SPCA, nature reserve, kennels, stables, zoo or on any agricultural holding;

(d) at any public place; or event;

(e) at any school;

(f) within 500 meters of a South African Police Service Centre

(2) No person may light or ignite fireworks in any place where other humans or animals are at risk.

(3) (1) Unless so authorized in terms of section 32, no person may light or ignite fireworks on any day or at any time except -

(a) New Year's Eve from 18h00 to 01h00;

(c) Hindu festival (Diwali) from 18h00 to 24h30;

(d) Chinese New Year from 18h00 to 24h30;

(e) Guy Fawkes day from 18:00 to 24h30

(3)(ii) Any day applied for and approved by the Chief Fire Officer

(4) No person may allow any minor under his or her control to use, light or ignite fireworks in contravention of subsection (1), (2) or (3).

(5) Use of Chinese lanterns are strictly prohibited in the City of Mbombela

31. Fireworks displays and the use of fireworks prohibited unless authorized.

(1). No person may present a fireworks display unless -

(a) authorized to do so by the Chief Fire Officer as appointed by Council as contemplated in section 33;

The Chief Fire Officer will decide by using his/her discretion, whether to deploy the Fire and Rescue Services to the area, or not, and if there will be a Service Fee, or not, depending on the situation, risk profile, etc.

(b) authorized to do so by the ATNS; and the Chief Inspector of Explosives;

(c) the display is at all times under that person's supervision and control;

(d) that person has ensured that -

(i) an area with a radius of at least 50 meters is clearly demarcated for the launching of fireworks at the display; and

(ii) a safe fall down area for fireworks debris be established.

(iv) measures are in place to prevent any person who is not involved in the presentation of the display from entering this launching area; and

(e) a pyro technician or fireworks technician is at all times present and responsible for the use of fireworks at the display.

32. Application to present fireworks display and for the use of fireworks.

(1) Any person who wishes to present a fireworks display or use fireworks must apply to the Chief Fire Officer for approval by completing and submitting an official Council Fireworks Application Form in the form and manner determined by the Council together with the prescribed fee and the following documentation:

(a) Proof of permission for the fireworks display from the ATNS if the fireworks are to take place within 1 000 meters of an airport.

(b) proof that an application for the fireworks display has been submitted to the Chief Inspector of Explosives at the South African Police Service (SAPS);

(c) a sketch plan of the proposed venue for the fireworks display, including the demarcated area for the launching of the fireworks as provided on the Council Fireworks Application Form.

d) That all relevant sections of the Fireworks Application Form be completed including all relevant signatures.

e) Any person who fails to comply with the provisions of this section will be guilty of an offence.

(2) The application, prescribed fee and accompanying documentation must be submitted to the Chief Fire Officer for processing at least 14 days before the date of the proposed fireworks display.

The Chief Fire Officer will then arrange for an inspection by the Fire and Rescue Services to the proposed area prior to the event taking place.

(3) As per Council Fireworks Application Format, the organizer of such event will be held responsible in terms of doing the necessary public awareness regarding fireworks and dealing with/notifying the local SPCA.

(4) The Chief Fire Officer may, depending on circumstances, and changing risk factors, disapprove any

previously approved fireworks application.

33. Dealing in fireworks

(1) No person may deal in fireworks unless -

(a) that person holds the required fireworks license in terms of the Explosives Act; and

(b) has the written authority of the Chief Fire Officer.

(2) Any person who wishes to obtain the written authority of the Chief Fire Officer to deal in fireworks as contemplated in subsection (1)(b), must -

(a) complete an application in the form and manner determined by the Council; and

(b) submit it to the Chief Fire Officer together with the prescribed fee at least 30 days before the authority is required by the applicant.

(3) The Chief Fire Officer may cancel any written authority to deal in fireworks if the holder of the authority contravenes or fails to comply with any provision of these By-laws or any other applicable law.

(4) Displaying of fireworks are allowed in dedicated areas as per council notices prior to event.

Volume 4

CERTIFICATE OF REGISTRATION FOR USE, HANDLING AND STORAGE OF FLAMMABLE SUBSTANCES

35. Use, handling and storage of flammable substances prohibited in certain circumstances

(1) Subject to the provisions of subsection (3), no person may use, handle or store any flammable substance or allow such substance to be used, handled or stored on any premises unless that person is the holder of a certificate of registration issued by the Chief Fire Officer in respect of the flammable substance and the premises concerned.

(2) A certificate of registration contemplated in subsection (1) is not required if the flammable substance concerned is of any class and does not exceed the quantity stipulated in **Schedule 2**.

(3) No person may use, handle or store any flammable substance in respect of which no certificate of registration is required or allow such substance to be used, handled or stored on any premises, unless the flammable substance -

(a) is used, handled or stored in a manner that ensures that –

(i) no flammable substance nor any flammable substance fumes come into contact with any source of ignition that may cause the flammable substance or fumes to ignite;

(ii) in the event of a fire or other emergency, the escape of any person or animal is not hindered or obstructed in any way; or

(b) is used, handled or stored -

(i) in a naturally ventilated room that prevents the accumulation of fumes or gas;

(ii) in a suitable place outdoors that ensures the safe disposal of fumes or gas; or

(c) the flammable substance is stored in strong, gas-tight and labelled containers.

36. Application for certificate of registration for flammable substances

An application for a certificate of registration contemplated in section 35(1) must be completed and submitted in the form and manner determined by the Council and certificate will be for a period 12 months from date of issue, together with the prescribed fee.

37. Issue of certificate of registration

(1) If the Chief Fire Officer issues a certificate of registration to any person, that Officer must endorse on the certificate -

- (a) the class and quantity of the flammable substance for which the premises have been registered;
 - (b) the number of storage tanks or storage facilities on the premises and their capacities;
 - (c) the number of flammable substance storerooms on the premises and their capacities;
 - (d) the number of liquefied petroleum gas installations, types of installations and the combined capacity of all cylinders that may be stored on the premises;
 - (e) the number of storage facilities for any other flammable substance and the volume of each such facility;
 - (f) the period of validity and expiry date of the certificate; and
 - (g) the physical address of the premises and the name and postal address of the occupant.
- (2) A certificate of registration -
- (a) is not transferable between premises;
 - (b) may not be issued by the Chief Fire Officer for a period exceeding 12 months;
 - (c) may be transferred to the new owner of the premises in respect of which it was issued, only if an application for such transfer is approved by the Chief Fire Officer in writing.
- (3) A certificate of registration is valid only for -
- (a) the installation for which it was issued;
 - (b) the state of the premises at the time of issue; and
 - (c) for the quantities of flammable substance stated on the certificate.

38. Availability of certificate of registration at premises

The holder of a certificate of registration must ensure that the certificate is available on the premises concerned at all times for inspection by any member of the Service.

39. Fire-fighting equipment

(1) Any person who holds a certificate of registration or other authorization contemplated in these By-laws must ensure that the premises to which the authorization applies, are equipped with –

- (a) subject to the provisions of subsection (6), portable fire extinguishers –
 - (i) as specified in SANS 1567 (carbon dioxide-type), SANS 810 (dry chemical-type), SANS 1573 (foam-type) and SANS 1571 (transportable-type);
 - (ii) in such numbers as is appropriate in each section of the premises in accordance with the SANS codes applicable to the flammable substance and risk concerned;
- (b) if applicable, hose reels as specified in SANS 453 (hose reels), that are connected to a water supply –
 - (i) as contemplated in SANS 0400 (Part W); and

(ii) that enables each hose reel to maintain a minimum flow of 0,5 liters per second at a minimum work pressure of 300 kPa;

(c) if applicable, fire hydrants –

(i) with couplings as specified in SANS 1128 (Part II) (fire-fighting equipment- couplings); and

(ii) in a ratio of at 1 to every 1000 square meters or part thereof. and

(d) if applicable, in relation to any above-ground facility, a sprinkler system or deluge system that –

(i) is approved by the Chief Fire Officer; and

(ii) with the exception of temporary storage facilities, is installed in a position indicated in the building plans for the premises.

(2) Notwithstanding the provisions of subsection (1), if the Chief Fire Officer believes that there is any exceptional hazard or risk in respect of the premises concerned, he or she may -

(a) specify the type of fire extinguisher to be installed;

(b) require that a greater number of fire extinguishers be installed; and

(c) require that a fire detection or warning system be installed.

(3) The holder of any certificate of registration or other authorization contemplated in these By-laws must ensure that all fire-fighting equipment contemplated in subsection (1) -

(a) is inspected, maintained and serviced to the satisfaction of the Chief Fire Officer –

(i) by a competent, registered and appropriately qualified tradesman in accordance with the provisions of SANS 1015 and SANS 1475;

(ii) at least every 12 months;

(b) if installed outside the premises, is adequately protected from the weather; and

(c) is positioned prominently or where this is not possible, the position of the fire-fighting equipment is clearly indicated by a symbolic safety sign –

(i) in accordance with the specifications of SANS 1186; and

(ii) to the satisfaction of the Chief Fire Officer.

(iii) All fire extinguishers must be mounted on purpose made backboards at a max height of 1.2m from the floor to the handle with SANS approved signs. The signage is not allowed to be fixed with any adhesives or double sided tape. Signs for firefighting equipment must be well above the equipment (Min 1m) and visible from all directions.

40. Amendment to certificate of registration

The Chief Fire Officer may amend any certificate of registration on application by the holder.

41. Cancellation of certificate of registration

The provisions of section 24, read with the necessary changes, apply to any cancellation by the Chief Fire Officer of a certificate of registration.

42. Renewal of certificate of registration

Any application for the renewal of a certificate of registration must be submitted to the Chief Fire Officer at least 30 days prior to the expiry date of the certificate.

43. No authorization required for certain motor vehicle fuel tanks

No certificate of registration contemplated in section 35 or any other authorization contemplated in these by-laws is required in respect of flammable liquids in a fuel tank -

(a) of any motor vehicle; and

(b) of any stationery engine if the volume of the fuel tank does not exceed 1 000 liters.

44. Record of certificates of registration

The Chief Fire Officer must keep updated records of all premises in respect of which a certificate of registration has been issued, amended or renewed.

Volume 5**GENERAL PROVISIONS REGARDING THE USE, HANDLING AND STORAGE OF FLAMMABLE SUBSTANCES****45. General prohibitions regarding use, handling and storage of flammable substances**

(1) No person who uses, handles or stores a flammable substance or allows them to be used, handled or stored on any premises may -

(a) do anything or allow anything to be done that may result in or cause a fire or explosion;

(b) do anything or allow anything to be done that may obstruct the escape to safety of any person or animal during an emergency.

(2) No person may –

(a) dump or spill or allow the dumping or spilling of any flammable substance into any borehole, sewer, drain system or surface water;

(b) discard or allow the discarding of any flammable substance from any premises in any way other than by a competent person who is properly equipped and authorized to do in terms of these By-laws;

(c) make or bring any fire or device capable of producing an open flame or allow any other person to do so, within 5 meters of any place where a flammable substance is stored;

(d) use or allow to be used any device in connection with a flammable substance in any basement level of a building, other than a gas welding or cutting device, used for the sole purpose of maintenance of the building;

(e) while any person, except the driver or any other person responsible for a bus contemplated in the National Road Traffic Act, is in or on the bus –

- (i) fill or allow the filling of its fuel tank; or
- (ii) transport or allow the transport of any flammable substance on the bus, except in its fuel tank; and
- (f) deliver or supply or allow to be delivered or supplied, any flammable substance to any premises unless the owner or person in charge of the premises is in possession of a valid certificate of registration.

46. Use, handling and storage of liquefied petroleum gas

(1) No person may use, handle or store liquefied petroleum gas in any quantity exceeding that stipulated in Schedule 2 unless –

- (a) the person is in possession of a certificate of registration contemplated in section 35; and
- (b) the use, handling and storage of the liquefied petroleum gas complies with the requirements of SANS 087, Parts 1, 3, 7 and 10.

(2) Liquid petroleum gas may only be used, handled or stored within property boundaries and in compliance with safety distances stipulated in SANS 087, Parts 1, 3, 7 and 10.

(3) Any storage of liquid petroleum gas cylinders at any service station for retail purposes must comply with SANS 087, Part 7.

(4) No liquid petroleum gas cylinder may be used, handled or stored at any public exhibition or demonstration without the prior written permission of the Chief Fire Officer.

(5) An application for permission contemplated in subsection (4) must be made in writing at least 14 days before the event concerned.

(6) The Chief Fire Officer may impose any reasonable condition on the use, handling and storage of liquid petroleum gas cylinders at a public exhibition or demonstration, including but not limited to, the number of cylinders, the manner of storage, safety distances and other safety requirements.

(7) Any person using, handling or storing any liquid petroleum gas cylinder at any public exhibition or demonstration must comply with any condition imposed in terms of subsection (6).

(8) All users must comply with SANS code regarding the storage and transportation of Liquid Petroleum Gas

47. Display of symbolic warning signs required

(1) The owner of any premises where any flammable or explosive substance is used, handled or stored must, in the affected area of the premises, display screwed and photo illuminated symbolic signs –

- (a) prohibiting smoking and open flames;
- (b) of a size and number determined by the Chief Fire Officer; and
- (c) prominently in places where the signs can be clearly observed.

(2) No person may disregard or allow to be disregarded any prohibition on a symbolic sign displayed in terms of subsection (1).

48. Duty to report fires, accidents and dumping

If any fire, accident or dumping involving a flammable substance has caused damage to any person, animal, property or the environment on any premises, the owner or occupier of the premises must immediately report it to the Chief Fire Officer.

VOLUME 6**STORAGE OF FLAMMABLE SUBSTANCES****49. Storage of flammable substances prohibited in certain circumstances**

No person may store or allow the storage of any flammable substance in any storeroom unless –

- (a) that person has a certificate of registration contemplated in section 35; and
- (b) the storeroom complies with the requirements of these By-laws and any other applicable law.

50. Symbolic safety signs must be displayed – (screwed and photo illuminascent)

The holder of a certificate of registration for a storeroom to be used for any flammable substance must ensure that-

- (a) symbolic safety signs prohibiting open flames and smoking are displayed in the storeroom –

- (i) of a number determined by the Chief Fire Officer;
- (ii) of dimensions at least 290 millimeters by 200 millimeters; and
- (iii) manufactured in accordance with SANS 1186;

- (b) the groups of flammable substances and their corresponding quantities which may be stored in the storeroom are indicated on the outside of every door to the storeroom in red letters at least 75 millimeters high, against a white background.

51. Construction of flammable substance storerooms

Every storeroom must be designed and constructed according to the following criteria:

- (a) The storeroom floor must consist of concrete;
- (b) the storeroom walls must consist of material that has a fire resistance of at least 120 minutes;
- (c) the storeroom roof must consist of –
 - (i) reinforced concrete with a fire resistance of at least 120 minutes; or
 - (ii) any other non-combustible material, if the storeroom -
 - (aa) boundary of the premises; or
 - (bb) adjoins a higher wall with no opening within 10 meters is not situated within 5 meters of any adjacent building or above and 5 meters on either side of the storeroom.

52. Requirements for storeroom doors

- (1) Every storeroom must be equipped with a fire rated fire door that -

- (a) is manufactured and installed in accordance with SANS 1253;
 - (b) opens to the outside;
 - (c) is equipped with a lock or locks approved by the Chief Fire Officer; and
 - (d) is at all times capable of being opened from the inside of the storeroom without the use of a key.
- (2) A storeroom must be equipped with two or more fire doors if the distance to be covered from any part in that storeroom to a door is 4 meters or more, in which case, the fire doors must be installed as far from each other as is practicable in the circumstances.
- (3) Fire doors contemplated in subsections (1) and (2) must if installed on –
- (a) external walls, be “B” class fire doors; and
 - (b) internal walls in communication within a building, be “D” class fire doors.

53. Requirements for storeroom windows

- (1) Every storeroom window frame must -
- (a) consist of steel;
 - (b) have window panels of dimensions not exceeding 450 millimeters x 450 millimeters; and
 - (c) be fitted with wire glass of a thickness not less than 8 millimeters.
- (2) No storeroom window must be capable of being opened.
- (3) Every storeroom window must be fitted to the external wall of a building.

54. Requirements for storeroom catch pits

- (1) Every storeroom must be designed and constructed so that its floor is recessed below the level of the door sill to form a catch pit -
- (a) with a holding capacity at least equal to the total volume of hazardous substances capable of being stored in the storeroom, plus 10 percent; and
 - (b) if required by the Chief Fire Officer –
 - (i) covered at door sill level by a strong, stable, non-combustible and oxidation free floor grill; and
 - (ii) equipped, at its lowest level, with a non-corrosive drainage valve for cleaning purposes and product recovery.
- (2) The floor grill contemplated in subsection (i) must contain a suitably positioned access hatch for cleaning purposes.

55. Ventilation of storerooms

- (1) Every storeroom must be designed and constructed to ensure -
- (a) the effective ventilation of flammable substance fumes;

(b) that fumes released from the storeroom into the open air will not come into contact with any source of ignition.

(2) If the storeroom is designed and constructed for natural ventilation, the owner or person in charge of the storeroom must ventilate the storeroom at a minimum cycle of 30 air changes per hour by installing non-combustible airbricks –

(a) that are not less than 140 millimeters by 250 millimeters in extent, with non-corrosive gauze wire with a minimum opening diameter of 0.5 millimeters;

(b) that are provided in at least 3 external walls of the storeroom; and

(c) that are positioned 100 millimeters above the level of the sill and 100 millimeters below the level of the roof and not more than 450 millimeters apart.

(3) If the storeroom is designed and constructed for mechanical ventilation, the owner or person in charge of the storeroom must equip it with a mechanical ventilation system –

(a) designed and installed for this purpose;

(b) with a flow rate of 0,5 meters / second across the store;

(c) with vanes that consist of a static-free material;

(d) that discharges through a vertical metal duct into the open air –

(i) not situated within 5 meters of any opening of a building or erf boundary; and

(ii) terminating at least 1 meter above roof height or at least 3.6 meters above ground level, whichever is the greater;

(e) equipped with ventilators that are firmly attached to the inside of the walls of the storeroom and, in the case of bottom ventilators, as close as possible to the level of the sill;

(f) with all ventilation or air duct openings in the external wall opposite the mechanical ventilator installed 100 millimeters above the level of the sill to ensure effective cross-ventilation; and

(g) equipped with ducting material that –

(i) is as short as possible in the circumstances and does not have sharp bends; and

(ii) is fitted with a fire damper of at least 120 minutes fire resistance at any point where the ducting exits the storeroom, if ducting material is installed external to the storeroom in communication with the remainder of the building.

56. Electrical equipment in storerooms

(1) The owner or person in charge of any storeroom must ensure that -

(a) all electrical apparatus, fittings or switch gear used or installed in the storeroom are used or installed as contemplated in SANS 0108;

(b) no switch gear, distribution box, fuse or other electrical equipment, except electrical equipment as contemplated in SANS 0108, is situated –

- (i) inside the storeroom; or
 - (ii) in any position where it may come into contact with any flammable substance fumes leaving the storeroom;
 - (c) any metal part, electrical fittings and device used in or in connection with the storeroom are earthed effectively to each other and to the ground;
 - (d) any mechanical ventilation system switch is situated outside the storeroom;
 - (e) any mechanical ventilation system is on at all times, except when the system is being repaired or replaced, in which case the system must be repaired or replaced without delay; and
 - (f) all electrical apparatus and fittings, except the mechanical ventilation system, are switched off when the storeroom is unattended.
- (2) Any electrical installation in a storeroom may be installed and certified only by an electrician who is qualified and competent by virtue of his or her training and experience.
- (3) The owner or person in charge of a storeroom must submit the certificate contemplated in subsection (2) to the Chief Fire Officer for record purposes immediately after installation contemplated in that subsection.

57. Foam inlets required for certain storerooms

The owner or person in charge of a storeroom that is used or intended to be used for storing more than 5000 liters of flammable substance must ensure -

- (a) that the storeroom is provided with a foam inlet consisting of a 65 mm male instantaneous coupling and mild steel pipe work leading to the inside thereof; and
- (b) that the foam inlet is identified by a sign in block letters at least 100 millimeters high, displaying the words "foam inlet".

58. Shelving in storerooms

The owner or person in charge of a storeroom must ensure that any racking of shelving erected or installed in the storeroom is of non-combustible material.

59. Unauthorized use and entry of storerooms prohibited

No person may –

- (a) without the authority of the owner or person in charge, enter or allow any other person to enter any storeroom;
- (b) use any storeroom or allow it to be used for any purpose other than for the use, handling or storage of flammable substances;
- (c) allow any person to work in a storeroom unless all the doors of the storeroom are wide open or the mechanical ventilation system is switched on; or
- (d) place or allow to be placed any obstruction or hindrance in a passage of any storeroom or in front of any storeroom door.

60. Mixing and decanting rooms

60. The owner or person in charge of any premises where quantities of flammable liquids exceeding those stipulated in Schedule 3 are decanted or mixed, must ensure that any room where decanting or mixing takes place complies with all requirements of this Chapter applicable to storerooms.

61. Temporary above ground storage of flammable substances

(1) Any person who wishes to store any flammable substance on premises on a temporary basis, must apply to the Chief Fire Officer for a temporary certificate of registration.

(2) A temporary certificate of registration may be issued by the Chief Fire Officer -

(a) for a period not exceeding 12 months;

(b) if the flammable substance concerned is required -

(i) in respect of excavation work, construction work or road construction if the volume of the flammable substance does not exceed 9 000 liters;

(ii) in respect of small fleet maintenance or research purposes, if the volume of the flammable substance does not exceed 4 400 liters; and

(iii) the application complies with the requirements of SANS 0131 and this Chapter.

(3) Every holder of a temporary certificate of registration contemplated in subsection (1) must ensure that -

(a) a storage tank for the flammable substance is not erected within 3.5 meters of any erf boundary, building, excavation, road, driveway or any other flammable substances or combustible material;

(b) adequate provision is made for rainwater run-off from retaining walls or embankments;

(c) no source of ignition or potential source of ignition exists within 5 meters of a storage tank;

(d) a symbolic sign of dimensions at least 300 millimeters by 300 millimeters prohibiting smoking and open flames is displayed on every side of a temporary storage tank; and

(e) at least two 9 kilogram dry chemical fire extinguishers are installed and kept in good working condition, within 10 meters of a temporary storage tank.

62. Hand tools must be intrinsically safe

The owner or person in charge of any flammable substance storeroom must ensure that any hand tool used in the storeroom is intrinsically safe.

63. Permanent above ground storage tanks for flammable liquids

(1) In addition to any other requirement of this Chapter, the owner or person in charge of an above ground storage tank for flammable liquids must ensure -

(a) that the tank is erected or installed -

(i) in accordance with SANS 0131 and SANS 089, Part I;

(ii) at least 3.5 meters from any erf boundary, building, excavation, road, driveway or any other flammable substance, combustible substance or combustible material;

(b) that the flammable liquid stored in the tank must be clearly identified by means of Hazchem placards contemplated in SANS 0232, Part 1.

(c) No flammable liquids shall be permitted in a residential area provided that it is used for domestic purposes.

(2) Any electrical installation associated with the storage tank must comply with SANS 0108 and SANS 089, Part 2.

(3) No person shall store or handle more than 5 000 litres of flammable liquids Class II or III above ground except in a bulk storage facility.

(4) Sub-section (3) the proposed area for bulk storage must be approved by the Chief Fire officer in considering the risk associated to area. The Chief Fire Officer has got a power to disapproved the area when it will cause a risk to the inhabitants, properties etc.

(5) Installing of above ground tankers must be install with sprinklers system surrounding the tanker to form a sprinkler curtain during fire.

64. Underground storage tanks for flammable liquids

The owner or person in charge of any premises used or intended to be used for the underground storage of any flammable liquid must ensure that any underground storage tank, pump, dispenser and pipe work is erected or installed in accordance with SANS 0400, SANS 089, Part 3 and SANS 0131.

65. Installing, erecting, removing and demolishing prohibited without prior notice

(1) No person may, in respect of registered premises, erect, install, remove, demolish, extend or change any delivery pump, storage tank, storeroom, spraying room, gas installation, storage facility, fire protection arrangement or floor layout unless that person has given the Chief Fire Officer at least three working days prior written notice of the intention to do so, in the form and manner determined by the Council.

(2) The notice in term of subsection (1) must include the intended commencement date and estimated completion date of the proposed work.

(3) The provisions of subsection (1) do not apply to –

(a) the temporary removal of equipment for purposes of carrying out necessary repairs;

(b) the necessary replacement of equipment or their parts; and

(c) the replacement of any storage tank with a tank of the same capacity.

66. Repair and maintenance of access to storage tanks

No person may enter or allow any other person to enter any storage tank that has at any time contained a flammable substance -

(a) until such tank has been de-aerated and made free of gas and fumes as contemplated in SANS 089 (Part I); or

(b) unless that person –

(i) is wearing an effective self-supporting breathing apparatus; and

(ii) is attached to a rescue rope under the control of a competent and responsible person.

67. Termination of storage and use of flammable substances

(1) If an aboveground or underground tank installation, liquid petroleum gas installation or associated pipe work is no longer required for the storage or use of a flammable substance, the owner or person in charge of the premises on which the installation is located, must -

(a) notify the Chief Fire Officer in writing within seven days of such storage or use ceasing;

(b) ensure that the flammable substance is removed from the installation and the premises are rendered safe within 30 days of the cessation;

(c) unless the Chief Fire Officer directs otherwise, remove the installation including any associated pipe work from the premises within 180 days of the cessation; and

(d) to the satisfaction of the Council, restore any public foot path or roadway that has been disturbed by the removal of the installation within a period of 7 days of completing such removal.

(2) Notwithstanding the provisions of subsection (1) if the removal of any underground tank installation for the storage of a flammable substance will detrimentally affect the stability of the premises concerned, the owner or person in charge of the installation may, with the prior written permission of the Chief Fire Officer, fill the underground tank with liquid cement slurry.

68. Container handling and storage

(1) Every flammable substance container must -

(a) be kept closed when not in use;

(b) be declared gas- or vapor-free by a competent person before any modification or repairs are undertaken;

(c) be manufactured and maintained in such condition as to be reasonably safe from damage and to prevent leakage of any flammable substance or vapor from the container.

(2) Every flammable liquid container must be labelled and marked with words and details indicating the flammable liquid contained in the container as well as any hazard associated with the flammable liquid.

(3) No person may extract flammable liquid from a container of a capacity exceeding 200 liters, unless the container is fitted with an adequately sealed pump or tap.

(4) Any empty flammable liquid container must be stored in a storeroom.

(5) Notwithstanding the provisions of subsection (4) the Chief Fire Officer may permit the storage of any empty flammable liquid container in the open air if no storeroom is available and if he or she is satisfied that -

(a) the storage area is in a position and of sufficient size that a fire hazard or other threatening danger will not be caused;

(b) the storage area is well ventilated and enclosed by a wire mesh fence;

(c) the fence supports are of steel or reinforced concrete;

(d) the storage area has an outward opening gate that is kept locked when not in use;

(e) when the floor area exceeds 10 m² an additional escape gate is installed and fitted with a sliding bolt or other similar locking device that can be opened from the inside without the use of a key; and

(f) the storage area is free of vegetation and has a non-combustible, firm and level base.

(6) When the quantity of flammable and combustible liquids to be stored is more than 100 litres of class I and/ or more than 210 liters of class II and class III, a combined, such flammable and combustible liquids must be stored in a store room.

VOLUME 7

TRANSPORT, SUPPLY AND DELIVERY OF DANGEROUS GOODS

69. Transport of dangerous goods prohibited without permits

The owner of any vehicle used for transporting dangerous goods, must -

(a) be in possession of a valid transport permit issued by the Chief Fire Officer in accordance with the National Road Traffic Act; and

(b) ensure that the transport permit is available in the vehicle for inspection at all times.

70. Application for transport permits

An application for a transport permit must be completed and submitted to the Chief Fire Officer in the form and manner determined by the Council together with the prescribed fee.

71. Requirements of transport permits

A transport permit -

(a) may not be issued by the Chief Fire Officer for a period longer than 12 months; and

(b) must –

(i) indicate the date of issue and expiry;

(ii) identify the issuing officer and bear that officer's signature;

(iii) contain a serial number;

(iv) indicate the group and quantity of dangerous goods that may be transported under the permit; and

(v) contain a description of the vehicle concerned, including its registration number.

(vi) valid from the date issued

72. Cancellation of transport permit

The provisions of section 24, read with the necessary changes, apply to any cancellation of a transport permit by the Chief Fire Officer.

73. Exemption from transport permits

A transport permit contemplated in section 69 is not required for the transportation of dangerous goods of the type and not exceeding the quantities stipulated in Schedule 3.

74. Design, construction, maintenance and repair of road tankers

Every person who designs, constructs, maintains or repairs any road tanker for the transportation of dangerous goods must -

(a) comply with the provisions of SANS 0189, SANS 1398, SANS 0233, SANS 087, Part 6 SANS 089, Part 1, SANS 0230 and SANS 1518, as the case may be; and

(b) ensure that the road tanker is labelled in a manner that complies with the provisions of SANS 0232 and any applicable law.

75. Design, construction, maintenance and repair of other vehicles

Every person who designs, constructs, maintains or repairs any vehicle for the transportation of dangerous goods, except a road tanker, must ensure that the vehicle –

(a) is designed and constructed –

(i) to safely transport the quantity and type of dangerous goods for which the vehicle is intended to be used; and

(ii) with at least two independent axle systems, each with its own suspension system, excluding any trailer forming part of an articulated vehicle;

(b) is equipped with –

(i) a safety edge or safety railing -

(aa) at least 1 meter high when measured from the surface of the body of the vehicle; and

(bb) capable of securing dangerous goods containers;

(ii) strong and durable straps -

(aa) capable of fastening dangerous goods containers securely to the body of the vehicle;

(bb) that are anchored firmly to the bodywork of the vehicle; and

(cc) that are fitted with a reversible cog winch mechanism that can be locked;

(iii) electrical wiring that complies with SANS 314;

(iv) at least 2 static-free wheel blocks;

(v) a power insulating switch, excluding the ignition switch, situated in close proximity to the vehicle battery and in a position readily accessible in any emergency; and

(vi) a spark-proof and static-free tank that is designed, constructed and equipped to protect any dangerous goods consignment from shock or ignition while in transit.

76. General prohibitions regarding transport of dangerous goods

(1) No person may use or allow to be used, any vehicle to transport dangerous goods, unless –

(a) the vehicle has a valid roadworthy certificate;

(b) if not exempt in terms of section 73, the vehicle is equipped with at least two 9 kilogram dry chemical fire extinguishers -

(i) designed and manufactured in accordance with SANS 810 and maintained in accordance with SANS 0105 and SANS 1475; and

(ii) positioned and installed so that there is at least one fire extinguisher on each side of the vehicle that can be reached quickly and easily in the event of a fire.

(2) No person may use or allow to be used any vehicle to transport dangerous goods unless the vehicle cabin, body, cargo space, cargo tank, fuel tank, chassis and engine are effectively and permanently earthed with each other

77. Supply of dangerous goods prohibited in certain circumstances

(1) No person may deliver or supply or allow to be delivered or supplied any dangerous goods of a type and in a quantity exceeding that specified in Schedule 2 to any premises that are not registered as contemplated in section 35.

(2) No person may deliver or supply or allow to be delivered or supplied any dangerous goods to any premises in contravention of any conditions of the certificate of registration applicable to those premises.

(3) No person may handle or allow to be handled any container containing dangerous goods in a manner that may damage that container.

(4) Every person who delivers dangerous goods must ensure that -

(a) a 9 kilogram dry chemical fire-extinguisher is available at all times during the delivery;

(b) during any transfer of the dangerous goods, the delivery vehicle is physically earthed to the storage facility to which the dangerous goods are being transferred;

(c) while delivering –

(i) the delivery vehicle is placed in such a position that it can be moved easily and quickly in the event of an emergency;

(ii) the delivery vehicle is not parked on or across a pavement or a road;

(iii) no delivery hose lies on or across a pavement, road or other premises;

(d) no dangerous goods are transferred to a storage facility that does not comply with the requirements of Chapter 6 and the provisions of SANS 0263;

(e) any device connected with, or used for, the delivery of the dangerous goods -

(i) is designed for its purpose; and

(ii) is maintained in safe and good working condition; and

(f) no dangerous goods are spilled during delivery.

(5) No person may transfer or allow to be transferred any dangerous goods to any motor vehicle, aircraft, vessel, ship or boat while its power source is in operation.

(6) No person may transfer any dangerous goods to any aircraft unless the aircraft is earthed to the transferal device by means of an earth cable.

78. Records of transport permits

The Chief Fire Officer must keep updated records of all vehicles in respect of which a transport permit has been issued, amended or renewed.

VOLUME 8

SPRAY PAINTING

79. Spraying prohibited without spraying permit

(1) No person may spray, coat, plate or epoxy-coat any vehicle, article, object or building or part thereof or allow them to be sprayed, coated, plated or epoxy-coated with any flammable substance unless -

(a) that person is in possession of a spraying permit contemplated in section 80;

(b) the spraying, coating, plating or epoxy-coating as the case may be is conducted in a spraying room approved by the Chief Fire Officer on premises registered for that purpose.

80. Application for spraying permit

Any person who wishes to obtain a spraying permit must -

(a) complete and submit to the Chief Fire Officer an application form for such permit in the form and manner determined by the Council; and

(b) pay the prescribed fee.

81. Cancellation of spraying permit

The provisions of section 24, read with the necessary changes, apply to the cancellation by the Chief Fire Officer of any spraying permit.

82. Duties of owner, occupier or person in charge of spraying room

Every owner, occupier and person in charge of a spraying room must ensure that –

(a) the spraying room complies with the requirements of this Chapter; and

(b) every other person on the premises complies with the provisions of this Chapter.

83. Design and construction of spraying rooms

(1) Every spraying room must be designed and constructed according to the following criteria:

(a) every window frame must consist of steel with window panels -

(i) that cannot be opened;

(ii) that do not exceed 450 millimeters x 450 millimeters in size; and

(iii) that are fitted with wire glass with a thickness not less than 8 millimeters;

(b) if based on a brick and concrete construction -

(i) the floor must consist of concrete;

(ii) the walls must consist of brick or concrete;

(iii) the roof must consist of reinforced concrete; and

(iv) every door must consist of a Class B-type fire doors as contemplated in SANS 1253; and

(c) if based on a metal structure –

(i) the framework of the structure, including door assemblies must consist of a sturdy steel profile with a minimum wall thickness of 2.5 millimeters;

(ii) the framework of the entire structure, including any door, must be clad on both sides with sheet metal with a minimum thickness of 1.3 millimeters;

(iii) the framework of the entire structure must be fume-proof, flame-proof and liquid-proof;

(iv) the floor must consist of concrete or metal;

(v) all material used must have a fire integrity grading of at least 60 minutes; and

(vi) the structure must be constructed, installed and finished so that all surfaces are smooth in order to prevent any furring which may hamper ventilation, washing or cleaning of the spraying room.

84. Water floors for spraying rooms

Every spraying room which is designed and constructed with a sunken water floor must be designed and constructed so that -

(a) the water is covered at the level of the sill by a sturdy, stable, non-combustible and corrosion-free floor grill capable of bearing the weight of every person and object in the spraying room; and

(b) the water in the sunken water floor is circulated through an effective non-combustible and cleanable filtering system by a closed circuit pump circulation system consisting of non-corrosive metal pipes of suitable diameter and wall thickness.

85. Electrical equipment in spraying rooms

(1) Any electrical apparatus, light, fitting and switch gear installed or used in a spraying room must be installed and used in accordance with SANS 0108.

(2) Any switch gear, distribution box, fuse and other electrical equipment, except equipment as contemplated in SANS 0108 must -

(a) be located outside the spraying room; and

(b) be positioned so as not to come into contact with fumes from the spraying room.

(3) Any switch for the mechanical ventilation system of a spraying room must be situated outside the spraying room.

(4) Any metal part and electrical fitting and any other device used in, or in connection with, the spraying room, must be earthed effectively with each other and the ground.

(5) Every electrical installation in a spraying room may be installed only by a suitably qualified electrician who must -

(a) certify in writing that the installation complies with all applicable legal requirements; and

(b) furnish the certificate to the owner or person responsible for the premises concerned.

(6) The owner or person responsible for the premises on which the spraying room is located must submit the certificate contemplated in subsection (5) to the Chief Fire Officer without delay.

86. Location of spraying rooms

(1) The owner, occupier and person in charge of a spraying room must ensure that there is an escape opening between the spraying room and any other activity, process or area on the premises concerned -

(a) of at least 1200 millimeters wide; and

(b) that must at all times be kept free of any obstruction, refuse or combustible material.

(2) If any other activity or process which may pose a fire hazard is conducted adjacent to a spraying room on any premises, the escape opening contemplated in subsection (1), must be clearly identified by a fire partition wall –

(a) of a height at least 300 millimeters higher than the roof of the spraying room; and

(b) with a fire resistance of at least 60 minutes.

(3) No more than two sides of a spraying room contemplated in section 83(1)(c), may border a fire partition wall.

87. Access to spraying rooms

In addition to any door for the access of motor vehicles or other objects to any spraying room, every spraying room must have at least two hinged doors for escape purposes that –

(a) open to the outside of the spraying room;

(b) have dimensions of at least 800 millimeters wide x 2000 millimeters high;

(c) are positioned on opposite sides of the spraying room so that the distance to be covered to any door when any object is in the spraying room for spraying does not exceed 4 meters; and

(d) are fitted with a locking mechanism that is at all times capable of being opened from the inside of the spraying room without the use of a key.

88. Ventilation of spraying rooms

Every spraying room must be equipped with a mechanical inlet and outlet ventilation system designed and installed -

(a) so that ventilation of at least 0.5 meters per second is provided across the spraying room;

(b) with vanes consisting of static-free material;

(c) so that it releases fumes into the open air from outlets that are not located within 5 meters of any opening of a building or erf boundary;

(d) with ventilators that are attached firmly to the inside walls of the spraying room with bottom ventilators affixed as close as possible to the level of the sill;

(e) with ventilation and air duct openings installed in opposite walls, doors or the roof so as to ensure effective cross-ventilation; and

(f) with ducting material that is fitted with a fire damper and covering of at least 120 minutes fire resistance where the ducting material exists the spraying room, if ducting material is installed external to the spraying room in communication with the remainder of the building concerned.

89. Fire dampers, protectors and alarms in spraying rooms

(1) A fire damper manufactured and installed in accordance with SANS 193, must be affixed in front of any air purification filter or part of such filter on the inside of any spraying room.

(2) The fire damper must –

(a) be capable of closing automatically by means of a suitably located sensor that is activated by a rise of more than 10oC in the predetermined working temperature inside the spraying room;

(b) be installed so that it will remain in position even if the air duct distorts during a fire; and

(c) be equipped with an overriding fusible link.

(3) The ventilation system must be equipped with a sensor that -

(a) is capable of turning off the ventilation system and any heating device used in connection with the spraying room, in the event of a fire or a rise of more than 10oC in the predetermined working temperature inside the spraying room; and

(b) activates a visual and audible alarm inside and outside the spraying room in an event contemplated in paragraph (a).

90. Design and positioning of ventilation outlets for spraying rooms

Every outlet opening from a spraying room must be designed and positioned to release fumes from the spraying room into the open air at least -

(a) 1 meter above any roof on the premises;

- (b) 4 meters above the ground level; and
- (c) 5 meters from any opening of a building situated on or adjacent to the spraying room.

91. Display of signs on spraying rooms (screwed and photo illuminated)

(1) A symbolic sign prohibiting open flames and smoking must be affixed to the inside and the outside of every door of a spraying room.

(2) Any symbolic sign contemplated in subsection (1), must be –

- (a) manufactured and installed in accordance with SANS 1186; and
- (b) of dimensions at least 290 millimeters by 290 millimeters.

92. Manifold installations in spraying rooms

Every manifold installation of a Group II hazardous substance that forms an integral part of the heating system of any spraying room must -

- (a) comply with SANS 087 (Part 1); and
- (b) the requirements of these By-laws.

93. General prohibitions regarding spraying rooms

No person may –

- (a) use any spraying room or allow any spraying room to be used unless signs prohibiting open flames and smoking are affixed to the spraying room in compliance with section 91;
- (b) enter a spraying room or allow any other person to enter a spraying room without the authority of the owner, occupier or person in control of the spraying room;
- (c) use any spraying room or allow any spraying room to be used for any purpose other than spray painting or related activities;
- (d) enter any spraying room or allow any other person to enter a spraying room unless the mechanical ventilation system is operating; or
- (e) place any obstruction of hindrance or allow any obstruction or hindrance to be placed in any escape opening or in front of any door of a spraying room.

94. Fire extinguishing equipment in spraying rooms

(1) Every spraying room must be equipped with -

- (a) at least one 9 kilogram dry chemical fire extinguisher installed on the inside of the spraying room; and
- (b) at least one 9 kilogram dry chemical fire extinguisher installed on the outside of the spraying room.

(2) Fire extinguishers contemplated in subsection (1) must be installed in positions approved by a member of the Service.

(3) Every spraying room must be protected by at least one fire hose reel as specified in SANS 543 -

- (a) that is connected to a water supply as contemplated in SANS 0400 (Part W); and
- (b) that enables the hose reel to maintain a flow of at least 0.5 liters per second at a work pressure of at least 300 kPa.

VOLUME 9

FIRE BRIGADE SERVICES

95. Establishment and maintenance of Service

(1) The Council has established a Fire Brigade Service as contemplated in section 3 of the Fire Brigade Services Act.

(2) The Council must maintain the Service, which includes -

(a) appointing a Chief Fire Officer and the necessary members of the Service;

(b) ensuring that they are properly trained; and

(c) acquiring and maintaining the necessary vehicles, machinery, equipment, devices and accessories to ensure that the Service is effective and able to fulfil its objects.

(3) That the Council and by association the Fire and Emergency Services, in effect can rely if required on the participation and assistance from other relevant roll players/stake holders in the area meaning other emergency and ambulance services.

(4) The appointed Chief fire Officer as stipulated on 2(a) may at any reasonable time enter any premises in the area of the controlling authority concerned in order to determine whether the provisions contemplated in Fire Brigade act, sections 15 (1) (a), (d), (e) and (g) and 16 are being complied with.

96. Objects of service

The objects of the Service are –

(a) to prevent the outbreak and spread of fire;

(b) to fight and extinguish any fire that endangers any person or property;

(c) to protect any person and property against any fire hazard or other danger contemplated in these By-laws; and

(d) to rescue any person and property from any fire or other danger contemplated in these By-laws.

97. Services to other persons

(1) The Service may, provide any service related to its objects to any other person against payment of the prescribed fee, as outline from Municipal Financial Management Act section 97

(2) Any service contemplated in subsection (1), may be terminated without notice if the services, equipment or personnel involved in providing that service are required to deal with an emergency.

98. Instructions by members of Service

(1) In addition to any powers under section 8 of the Fire Brigade Services Act, a member may give any instruction to any person in order to secure compliance with these By-laws or to ensure the safety of any person or property.

(2) An instruction may be given orally or in writing and if the instruction is given orally, the member must confirm it in writing and give it to the person concerned at the earliest opportunity.

(3) An instruction contemplated in subsection (1) may include, but is not limited to an instruction -

(a) for the immediate evacuation of any premises;

(b) to close any premises until such time as any contravention of these By-laws has been rectified;

(c) to cease any activity;

(d) to remove any immediate threat to the safety of any person or property;

(e) to take specified steps to comply with these By-laws, either immediately or within a specified period; and

(f) if it is not reasonable for steps referred to in paragraph (e), to be taken immediately, for the owner or occupier of the premises concerned to provide the Chief Fire Officer with a written description of the steps to be taken and a time-table for the taking of these steps in order to ensure compliance with these By-laws.

99. Pretending to be member of Service prohibited

(1) No person may pretend to be a member.

(2) No person who is not a member may wear any official clothing, uniform, badge or insignia of the Service.

100. Certificates to identify members of Service

(1) The Chief Fire Officer must provide each member with a certificate identifying that person as a member.

(2) A member, while performing any function or exercising any power under these By-laws must –

(a) keep the certificate provided in terms of subsection (1), on his or her person; and

(b) produce it for inspection on request by any person.

101. Cost of analysis samples

(1) Any costs incurred by the Council in connection with the analysis of any sample taken from any premises for the purposes of these By-laws, and a report on such analysis by an institution accredited by the Chief Fire Officer for that purpose may be recovered from the owner or occupier of that premises if the owner or occupier of the premises is not in compliance with these By-laws regarding the substance concerned.

VOLUME 10**102. Event management**

The Mbombela Fire, Rescue and Emergency Services and by association, the Mbombela Local Authority, are mandated to perform specific functions at certain events with regards to fire related matters in order to secure the well-being and safety of all patrons and property attending sports, recreational, religious, cultural, exhibitions or similar events.

102. Roles and Responsibilities

The Chief Fire Officer from the Mbombela Fire and Rescue Services shall, as a member of the Safety and Security cluster, ensure that:

- (1) the Chief Fire Officer, or an appointed member of the Mbombela Fire and Rescue Services, attend Safety and Security plenary meetings pertaining the event as arranged by the authorized member providing that a reasonable arrangement was made in terms of timeous notification.
- (2) the lawful requirements and stipulations in relation to the Fire Services Act., and the fire related sections of the Mbombela Local Municipality By-laws, are complied with.
- (3) within reason, assistance and support is given to other Departments and members of the Safety and Security Cluster.
- (4) the necessary fire safety measures and steps, meaning the implementation of related By-laws and lawful legislation, inspections, deployment, etc. be taken based on the risk profiling and assessment as well as event demographic, to ensure the safety of consumers and property at the event.
- (5) the Safety and Security Committee/Cluster is informed about fire related risks and conditions that could threaten the well-being and safety of people and property at the event.
- (6) fire related threats and dangerous conditions, or conditions that could possibly pose a threat or danger to the event, be noted to the Committee. These threats or conditions are to be negotiated or mediated if possible. If negotiation or mediation with regards to the threat or danger is not possible, other plans/options will be imposed by the Chief Fire officer.
- (7) if the provisions in terms of Section 6 cannot be met, meaning the submission of other plans/options, that the cancellation or the postponement of the event be considered.
- (8) the Safety and Security Committee/Cluster be provided with an initial deployment figure in terms of staff and resources that will do standby at the event. If there is no need for the Fire and Rescue Services to deploy for whatever reason, the Chief Fire Officer or the appointed representative, will make a confirmation to the effect.
- (9) that direction is received in terms of accreditation for staff members and vehicles that will perform standby duties at the event.
- (10) the name and contact details of a senior staff member representing the Fire and Rescue Services in the VOC during the event, be submitted to the Committee/VOC Commander/Authorized member.

- (11) that the overall emergency plan of the event be made available on request by the event organizer. The plan must include the evacuation plan with assembly areas, escape routes, exits, alternative routes for emergency vehicles, etc.

103. Deployment at events

The Chief Fire Officer or appointed representative shall take a decision regarding the deployment of resources to the event based on the following:

- (1) Venue layout and construction (building, tents, portable structures, open air).
- (2) Actual fire risk at the event.
- (3) Fire related threats and dangerous conditions.
- (4) Event demographic (music festival, sports, religious, exhibition, etc.).
- (5) Crowd demographic (old age, adults, children, male, female, intoxicated).
- (6) Crowd size (number of patrons).
- (7) Area of precinct/event in square meters.
- (8) Amount and width of exits from the affected area.
- (9) Time of the year, month, week or day.
- (10) Duration of the event.
- (11) Other threats or dangerous conditions that could have impact on the safety of the event, from inside the precinct/venue or from outside.
- (12) VIP or important political figures attending the event.
- (13) Availability of resources in terms of equipment, staff members and vehicles.

104. Special or elevated risks to an event

Any threat, condition or situation that could cause major disruption to the event resulting in, or has the possibility to result in large scale injuries to people, loss of life or damage to property.

(1) Fireworks

The organizer of the event shall apply in advance to the Chief Fire Officer for approval to have a fireworks display at an event as per Section 32 of the By-laws. The Chief Fire Officer will make a decision regarding the approval, the deployment of staff and vehicles if so required, and the service fee of such deployment.

(2) Natural disasters

The Safety and Security Committee and the event organizer should take notice of conditions during the plenary meetings for the event, as well as foresee conditions that could have an

effect on the event and plan accordingly. The weather forecast is therefore of utmost importance as most natural disasters are due to adverse weather conditions. Conditions that could cause a high fire index (dry and windy), strong winds, excessive rainfall (flooding), hail, extreme heat, etc.

The Safety and Security Committee/Cluster and event organizer will rely heavily on accurate information as provided by the representative from the Weather Services in this regard.

(3) Political unrest or protests

The Security and Safety Committee/Cluster should give cognizance to any political situation and possible protest action that could have an impact on the event. The relevant intelligence agencies from the South African Police Service should provide the Committee with updated information regarding and the necessary planning should be made accordingly.

(4) Helicopter rides, landings and take-offs

The Chief Fire Officer will give permission for any landing of helicopter in the City of Mbombela and the following safety requirements must be followed

1. Written authorization from the organizer of the event, or custodian/owner of the premises.
2. Authorization from the Mbombela Traffic Department.
3. A clear landing area of not less than 50m x 50m. This dimension could change depending on the event demographic and/or other conditions.
4. The landing area to be clearly indicated.
5. Notification boards/signs to be displayed to warn the public not to approach the landing area.
6. Members of public around the landing site should be managed and directed by qualified fire marshals who have knowledge regarding basic first aid and fire-fighting.
7. 2 x 9 kg Dry Chemical Extinguishers (serviced) to be placed on opposite sides of the landing site perimeter.
8. The Chief Fire Officer may, based on risk factors, decide that more safety measures be in place, or not. The Chief Fire Officer may also decide, as a mitigation factor, to place a Fire Engine and crew on site in which case the normal call out rate (services fee) will apply.
9. That the information/notification/ for an aircraft landing at events be forwarded to the Mbombela Fire and Rescue Services as soon as possible. Preferably two (2) weeks in advance.

(5) Bees

If an event is invaded/targeted by a swarm of bees, EMS should be notified with immediate effect through the VOC structure and medical facilities, hospitals and clinics must be put on high alert. Depending on the mood of the bees, the size of the swarm and the area affected,

evacuation of the said area should be considered. If the invasion/attack persist or the situation worsens, total evacuation of the area must be considered. If the situation becomes **uncontrollable, postponement or cancellation of the event must be considered.**

- (6) Any other unforeseen condition or situation that could cause major disruption to the event that could result in injury, loss of life and property, should be identified as early as possible by the Safety and Security Committee/Cluster, negotiated, and mediated. If negotiation, mediation and secondary planning fails, postponement or cancellation of the event must be considered.

105. Stalls and Venders

In order to provide for a safe environment for the public, stall and vender owners at inside and outside events in the Mbombela Local Municipality area, the following requirements are to be complied with. The event organizer should ensure that the requirements are made known to the affected parties prior to the event.

- (1) Every food stall or vender holder that makes use of a gas operated appliance or open flames, will have a fire extinguisher not smaller than a 4.5 kg Dry Chemical Powder in capacity in his/her stall and should also have the knowledge and capacity to operate the device. This requirement extends to any stall holder, vender holder, or person that is responsible for making a fire at the event for whatever reason.
- (2) Gas cylinders must be a reasonable distance, 100 cm – 150 cm from the actual ovens, stoves or burners.
- (3) The pipe work and connections on gas operated appliances shall be in good condition and in proper working order.
- (4) A gas cylinder with a maximum capacity of 19 kg is permissible inside a tent with a gas cylinder not exceeding 48 kg outside a tent. There may not be an accumulation of cylinders on the premises. Fire extinguishers shall be clearly visible, easy reachable and unobstructed at all times.
- (5) Gas cylinders shall be placed on level surface areas away from public walkways. “No Smoking”, “No Open Flame” and “No Cell Phone” signs shall be displayed where gas are being used, stored or in public walk ways.
- (6) Electrical wiring and connections shall be in good condition and tucked away neatly from possible danger areas and public walkways. Rope lighting, décor lighting, extension cords, etc. shall be well managed, out of the way, and shall be waterproofed if exposed to the elements.
- (7) All fire extinguishers shall be in good condition, operational with the device being serviced at least once within a period of twelve months.
- (8) Stall and vender holders shall ensure that there is a reasonable distance between open flames, gas operated appliances, electrical appliances or other heat sources from any

flammable materials or flammable liquids in the immediate area. The said reasonable distance could be influenced by weather conditions.

- (9) Event organizers, stall holders and vender holders shall ensure that there is an open space of 5 meters between tents or structures larger than 400 square meters to prevent fire spread and allow access for emergency vehicles.
- (10) The area surrounding gas operated appliances, or open flame devices, shall be kept clean and clear of obstructions. The general house-keeping rule is applicable in terms of neatness.
- (11) Fire extinguishers and other fire-fighting equipment shall be visible and easily accessible.
- (12) No fire safety signage for extinguishers, hose reels, hydrants, exits, exit routes, etc., shall be obstructed at any time during the event.
- (13) It shall be prohibited to make any fires at an event for whatever reason, unless such an arrangement was approved in advance by the Chief Fire Officer of the Mbombela Fire and Rescue Services.
- (14) The Chief Fire Officer may adapt, or make any ruling with regards to fire related matters at the event to ensure the well-being and safety of people at an event.
- (15) Due to extraordinary circumstances and elevated risks at events by design, it is required that common sense prevail at all times.

VOLUME 11

MISCELLANEOUS

106. Handling animals during emergencies

The handling of animals during emergencies, taking in account the provisions and prohibitions of the Animals Protection Act No. 71 of 1962.

- (1) The owner, occupier or person in charge of any zoological garden, feedlot, stable, research institution, veterinary practice or any place of veterinary science study, must ensure the professional handling of any animal on the premises concerned during an emergency.
- (2) Notwithstanding the provisions of subsection (1), the Chief Fire Officer may, in respect of any premises, authorize a suitably qualified person to handle or put down any animal during an emergency.
- (3) The Council may recover any costs incurred in relation to the professional handling or putting down of any animal during an emergency from the owner or occupier of the premises concerned.

107. Exemption from provisions of these by-law

- (1) Any person may make application to the Council in writing, for an exemption from any provision of these By-laws, specifying the reasons for exemption in such application.
- (2) The Council may grant an exemption –
 - (a) in general or in particular;

(b) for any period; and

(c) subject to any condition that will provide the same overall fire prevention and protection that would result from the full application of these By-laws.

(3) If an exemption is granted in terms of subsection (2), the Council must issue a certificate of exemption to the person concerned, specifying the scope and period of the exemption and any condition imposed.

(4) The Council may amend or withdraw a certificate of exemption at any time.

(5) The holder of a certificate of exemption must ensure that the certificate is available on the premises concerned at all times for inspection by any member.

Approval, authorization or permission under these by-laws

104. Any person who requires any approval, authorization or permission contemplated in these By-laws, in respect of which no application procedure is provided, must apply for that approval, authorization or permission -

(a) by completing and submitting an application in the form and manner determined by the Council; and

(b) by paying the prescribed fee.

108. Cancellation of approval, authorization or permission

The provisions of section 24, read with the necessary changes, apply to any approval, authorization or permission contemplated in section 104.

109. By-laws bind State

These By-laws bind the State and any person in the service of the State.

110. Offences and penalties

(1) Any person who –

(a) contravenes or fails to comply with any provision of these by-laws;

(b) fails to comply with any notice issued or displayed in terms of these By-laws;

(c) fails to comply with any lawful instruction given in terms of these By-laws; or

2. is guilty of an offence and liable on conviction to punishment of a fine not exceeding R5 000 or imprisonment for a period not exceeding six months.

(3.) and in the case of a continuing offence, or Any person who-

(a) intentionally resists or obstructs a member of a service, including a chief fire officer, in the exercise of his execution of his or her duties or performance of his or her powers or functions under these By-laws;

(b) refuses or fails to comply with an order contemplated in section 14 (1);

(c) refuses or fails to carry out an instruction from the Chief Fire Officer contemplated in section 18 (2) within the period mentioned therein; or

(d) summons a service while he knows that there is no reason to do so,

shall be guilty of an offence, and on conviction liable to a fine not exceeding R10 000 or to imprisonment for a period not exceeding 12 months.

5. The Chief fire Officer will issue a notice to the owner for noncompliance and after three attempt the owner or the occupier will be guilty as charge and subsection (2) or subsection (3) will come into force.

111. Emergency exits and dangerous building /areas

Fire Chief Officer may recommend the building to be evacuated as soon as possible if he assumes that,

- a. the building may endanger human lives until proven by the structure engineer
- b. Or the emergency exit burgled or permanent locked

113. Repeal of by-laws

The by-laws listed in Schedule 5 are hereby repealed.

114. Short title

This By-law is called the Fire Brigade By-Law, 2016.

SCHEDULE 1

GUIDELINE FOR EMERGENCY EVACUATION PLANS

These guidelines refer to specifications in the Labor Act., and the Occupational Health and Safety Act. Provisions and prohibitions of the aforementioned acts is therefore relevant as well as the relevant fines and penalties.

Any person who fails to comply with the provisions of this section will be guilty of an offence.

1. Content of emergency evacuation plans

Every emergency evacuation plan contemplated in section 17 must contain at least the information under the headings below.

(a) Emergency telephone numbers

(b) A list of all relevant emergency telephone numbers.

(2) General information

(a) the physical address of the premises;

(b) a description of the activities on the premises;

(c) the number of persons present on the premises at any time;

(d) an indication of any control room on the premises;

- (e) an indication of any alarm system on the premises; and
- (f) the particulars and contact details of every responsible person in the event of an emergency;

(3) Area study

An area study addressing the following:

- (a) a history of emergency incidents on the premises;
- (b) any important and relevant features or landmarks regarding the premises; and
- (c) any information regarding adjacent premises that may be relevant to evacuation in an emergency.

(4) Socio-economic or other threats

Any socio-economic or other threats and their potential impact on the premises.

(5) Details of available equipment

Particulars and details regarding the position of the following equipment:

- (a) Equipment in the control room;
- (b) firefighting and first aid equipment on the premises; and
- (c) any other equipment which may be relevant in an emergency.

(6) The emergency team

Particulars and details regarding the identity of members of the emergency team, including -

- (a) its management;
- (b) the continuity officers;
- (c) the fire teams; and
- (d) the first aid teams.

(7) Duties of emergency team members

The duties and responsibilities of members of the emergency team.

(8) Action plans and emergency procedures

Details of the specific action plans and emergency procedures applicable to the premises.

(9) Building plans and maps

The building plans of the premises and any relevant topographical map must be included in the evacuation plan.

(10) Emergency plan register

The plan must include –

- (a) an updated register of the emergency evacuation plan;
- (b) an updated drill register for the emergency evacuation plan; and
- (c) a bomb threat questionnaire.

Review of emergency evacuation plans

2. (1) An emergency evacuation plan must be reviewed and updated by the owner or occupier or an appointed Health and Safety Consultant of the premises concerned at least once each year and whenever a member of the management of the emergency team ceases to work at the premises.

(2) Whenever an emergency evacuation plan is reviewed and updated, the owner or occupier or an appointed Health and Safety Consultant of the premises concerned must ensure that all old plans on the premises or in the possession of the management of the emergency team are collected and destroyed in order to eliminate any confusion regarding the validity and accuracy of the evacuation plan.

Emergency evacuation drills

3. (1) An emergency evacuation plan should be drilled at least twice each year as per stipulation in the Labor Act., the Health and Safety Act., and should involve the participation of all persons who work or reside in the building concerned.

(2) The owner or person in charge of a building should give all persons who are to be involved in an emergency evacuation drill at least 21 days' notice of the drill.

Emergency evacuation awareness

4. Every person who works or resides on premises should be aware of the emergency evacuation plan for that premises.

Training of persons

5. Every person who resides or works on premises with an emergency evacuation plan should be suitably trained in -

- (a) first aid or fire fighting;
- (b) emergency aid;
- (c) emergency evacuation procedures; and
- (d) emergency management techniques.

SCHEDULE 2

EXEMPTION FROM CERTIFICATE OF REGISTRATION

A certificate of registration is in terms of section 35(2) not required if the flammable substances concerned are of a type and do not exceed the quantity stipulated below.

GASES		
Class O	Liquefied petroleum gas	Flat- Total cylinder capacity may not exceed 9 kg per flat Houses or commercial premises- Total maximum of 19 kg inside and total maximum of 100 kg on premises Industrial premises- Maximum of 19 kg per 600 m ³ of building space with a total maximum of 100 kg
FLAMMABLE LIQUIDS AND COMBUSTIBLE LIQUIDS		
Class I	Liquids that have a closed-cap flash point of below 38 °C	Total maximum of 40 litres
Class II	Liquids that have a closed-cap flash point of 38 °C or above, but below 60.5 °C	Total quantity of Class II and Class IIIA together may not exceed the maximum quantity of 210 litres
Class IIIA		Liquids that have a close-cap flash point of 60.5 °C or above but below 93 °C

SCHEDULE 3

EXEMPTION FROM TRANSPORT PERMIT

A transport permit is in terms of section 73 not required for the transport of dangerous goods of the type and not exceeding the quantity stipulated below.

GROUP	DESCRIPTION	QUANTITY
II	GASES	
Flammable gases	Total cylinder capacity may not exceed 50 kilograms	
Non-flammable gases	Total cylinder capacity may not exceed 333 kilograms	
III	FLAMMABLE LIQUIDS	
With flash points ≤ 18oC	Total quantity may not exceed 100 liters	
With flash points > 18oC but ≤ 23oC	Total quantity may not exceed 420 liters	
With flash points > 23oC but ≤ 61oC	Total quantity may not exceed 1100 liters	
With flash points > 61oC but ≤ 100oC	Total quantity may not exceed 1 100 liters	
IV	FLAMMABLE SOLIDS	
Flammable solids	Total quantity may not exceed 250 kg	
V	OXIDISING AGENTS AND ORGANIC PEROXIDES	
Oxidizing agents	Total quantity may not exceed 200 kilograms	
Group II organic peroxides in packets	Total quantity may not exceed 200 kilograms	

VI	TOXIC / INFECTIVE SUBSTANCES
Group I toxic substances in packets	Total quantity may not exceed 5 kilograms
Group II toxic substances in packets	Total quantity may not exceed 50 kilograms
Group III toxic substances in packets	Total quantity may not exceed 500 kilograms
VIII	CORROSIVE / CAUSTIC SUBSTANCES
Group I acids in packets	Total quantity may not exceed 50 kilograms
Group II acids in packets	Total quantity may not exceed 200 kilograms
Group III acids in packets	Total quantity may not exceed 1000 kilograms
Group I alkaline substances in packets	Total quantity may not exceed 50 kilograms
Group II alkaline substances in packets	Total quantity may not exceed 200 kilograms
IX	MISCELLANEOUS SUBSTANCES
Liquids	Total quantity may not exceed 210 liters
Solids	Total quantity may not exceed 210 kilograms

SCHEDULE 4

SANS CODES OF PRACTICE AND SPECIFICATIONS

SANS Code	Title
SANS 019	Portable metal containers for compressed gas - basic design, manufacture, use and maintenance.
SANS 087 : Part 1	The handling, storage and distribution of liquefied petroleum gas in domestic, commercial and industrial installations, Part 1: Liquefied petroleum gas installations involving gas storage containers of individual water capacity not exceeding 500l and a combined water capacity not exceeding 3000l per installation.
SANS 087 : Part 3	The handling, storage and distribution of liquefied petroleum gas in domestic, commercial and industrial installations, Part 3: Liquefied petroleum gas installations involving storage vessels of individual water capacity exceeding 5000l.
SANS 087 : Part 4	The handling, storage and distribution of liquefied petroleum gas in domestic, commercial and industrial installations, Part 4: Transportation of liquefied petroleum gas in bulk by road.
SANS 087 : Part 7	The handling, storage and distribution of liquefied petroleum gas in domestic, commercial and industrial installations, Part 7: Storage and filling sites for refillable liquefied petroleum gas (LPG) containers of capacity not exceeding 9 kg.

SANS 089 : Part 1	The petroleum industry, Part 1: Storage and distribution of petroleum products in above ground bulk installations.
SANS 089 : Part 2	The petroleum industry, Part 2: Electrical installations in the distribution and marketing sector.
SANS 0105 : Part 1	The classification, use and control of firefighting equipment, Part 1: Portable fire extinguishers.
SANS 0108	The classification of hazardous locations and the selection of apparatus for use in such locations.
SANS 0131	The handling and storage of liquid fuel, Part 2: Large consumer premises.
SANS 0142	The wiring of premises.
SANS 0177 : Part 5	The testing of materials, components and elements used in buildings: Non-combustibility at 750oC of building materials.
SANS 193	Fire dampers.
SANS 0228	The identification and classification of dangerous substances and goods.
SANS 0230	Transportation of dangerous goods: Inspection requirements of road vehicles.
SANS 0232 : Part 1	Transportation of dangerous goods - Emergency information systems, Part 1: Emergency information systems for road

SCHEDULE 5

REPEALED BY-LAWS

Number and Year	Name of By-laws	Extent of Repeal
Administrator's Notice 1771 dated 23 December, 1981	Nelspruit Town Council Standard by-laws relating to fire brigade services	Whole
Administrator's Notice 597 dated 11 April, 1973	White river municipality: fire brigade by-laws	Whole
Administrator's Notice 2261 dated 3 December, 1986	Barberton municipality: Fire Brigade by-laws	Whole

PROVINCIAL NOTICE 53 OF 2021**STEVE TSHWETE AMENDMENT SCHEME 16, ANNEXURE A16****NOTICE OF APPLICATION FOR THE AMENDMENT OF THE STEVE TSHWETE LAND USE SCHEME, 2019 IN TERMS OF SECTIONS 62(1) AND 94(1)(A) OF THE STEVE TSHWETE SPATIAL PLANNING AND LAND USE MANAGEMENT BYLAW, 2016.**

I, Jaco Peter le Roux, of Afriplan CC being the authorized agent of the owner of **Erf 1443, Middelburg X4** hereby give notice in terms of Section 94(1)(a) of the Steve Tshwete Spatial Planning and Land Use Management Bylaw, 2016, that I have applied to the Steve Tshwete Local Municipality for the amendment of the town planning scheme known as the Steve Tshwete Land Use Scheme, 2019, for the rezoning of the Erf 1443, Middelburg X4 situated at 18 Protea Road, from “**Residential Zone 1**” to “**Residential Zone 3**”.

Full particulars and plans may be inspected during normal office hours at the office of the Municipal Manager, Steve Tshwete Local Municipality, Cnr. Walter Sisulu and Wanderers Avenue, Middelburg, 1050, Tel: 013 2497000, for a period of 30 days from **4 June 2021** (last day for comments being 5 July 2021). Any person who cannot write may during office hours attend the Office of the Municipal Manager, where an official will assist that person to lodge comment.

Any objection/s or comments including the grounds for such objection/s or comments with full contact details, shall be made in writing to the Municipal Manager, PO Box 14, Middelburg 1050 within 30 days from **4 June 2021**.

Details of agent: Afriplan CC, 14 John Magagula Street, Middelburg 1050. Tel: 013 282 8035 Fax: 013 243 1706. E-mail: jaco@afriplan.com/vicky@afriplan.com

4-11

PROVINSIALE KENNISGEWING 53 VAN 2021**STEVE TSHWETE WYSIGINGSKEMA 16, BYLAAG A16****KENNISGEWING VAN DIE AANSOEK OM DIE WYSIGING VAN DIE STEVE TSHWETE GRONDGEBRUIKSKEMA, 2019, INGEVOLGE ARTIKELS 62(1) EN 94(1)(A) VAN DIE STEVE TSHWETE RUIMTELIKE BEPLANNING EN GRONDGEBRUIKSBESTUURVERORDENING, 2016**

Ek, Jaco Peter le Roux, van Afriplan CC synde die gemagtigde agent van die eienaar van **Erf 1443, Middelburg X4** gee hiermee ingevolge Artikel 94(1)(a)) van die Steve Tshwete Ruimtelike Beplanning en Grondgebruiksbestuursverordening, 2016, kennis dat ons by Steve Tshwete Plaaslike Munisipaliteit aansoek gedoen het vir die wysiging van die Steve Tshwete Grondgebruikskema, 2019, deur die hersonering van Erf 1443, Middelburg X4, geleë te Proteaweg 18 vanaf “**Residensiël Sone 1**” na “**Residensiël Sone 3**”.

Besonderhede van die aansoek lê ter insae gedurende gewone kantoorure by die kantoor van die Munisipale Bestuurder, Steve Tshwete Plaaslike Munisipaliteit, Munisipale gebou, Wandererslaan, Middelburg, 1050, vir 'n tydperk van 30 dae vanaf **4 Junie 2021** (laaste datum vir kommentare 5 Julie 2021). Enige persoon wat nie kan skryf nie sal tydens kantoor-ure deur 'n amptenaar by die Kantoor van die Munisipale Bestuurder bygestaan word om kommentaar in te dien.

Besware of verhoë ten opsigte van die aansoek moet binne 'n tydperk van 30 dae vanaf **4 Junie 2021**, skriftelik by of tot die Munisipale Bestuurder by bovermelde adres of by Posbus 14, Middelburg, 1050, ingedien of gerig word.

Besonderhede van die agent: Afriplan CC, John Magagulastraat 14, Middelburg 1050. Tel: 013 282 8035 Faks: 013 243 1706. E-pos: : jaco@afriplan.com/vicky@afriplan.com

4-11

PROVINCIAL NOTICE 54 OF 2021
STEVE TSHWETE AMENDMENT SCHEME No. 22

NOTICE OF APPLICATION FOR THE AMENDMENT OF THE STEVE TSHWETE TOWN PLANNING SCHEME, 2004, IN TERMS OF SECTION 62(1) AND 94(1) (A) OF THE STEVE TSHWETE SPATIAL PLANNING AND LAND USE MANAGEMENT BYLAW, 2016.

I/we **Nomfundo Skhosana** being the authorized agent of the registered owner of **Erf/Erven 1276 Aerorand** hereby give notice in terms of **section 94(1)(a) of the Steve Tshwete Spatial Planning and Land Use Management Bylaw, 2016**, that I have applied to the Steve Tshwete Local Municipality for the amendment of the town planning scheme known as the Steve Tshwete Land Use Scheme, 2019, for the rezoning of the abovementioned property situated at (street address) 5 Tugela Street, by rezoning the property from **Residential 1 Zone** to **Residential 3 Zone** subject to certain conditions.

Any objection/s or comments including the grounds for such objection/s or comments with full contact details, shall be made in writing to the Municipal Manager, PO Box 14, Middelburg 1050 within 30 days from **04 JUNE 2021**.

Full particulars and plans may be inspected during normal office hours at the office of the Municipal Manager, Steve Tshwete Local Municipality, Cnr. Walter Sisulu and Wanderers Avenue, Middelburg, 1050, Tel: 013 2497000, for a period of 30 days from **04 JUNE 2021**.

Address of the Applicant: jalitownplanners@gmail.com

Telephone no: +27783866314.

4-11

PROVINSIALE KENNISGEWING 54 VAN 2021

STEVE TSHWETE WYSIGINGSKEMA No. 22

KENNISGEWING VAN DIE AANSOEK OM DIE WYSIGING VAN DIE STEVE TSHWETE DORPSBEPLANNINGSKEMA, 2019, IN TERME VAN ARTIKEL 62(1) EN 94(1)(a) VAN DIE STEVE TSHWETE RUIMTELIKE BEPLANNING EN GRONDGEBUIKBESTUUR BYWET, 2016

Ek/ Ons, **Nomfundo Skhosana**, synde die gemagtigde agent van die geregistreerde eienaar van **Erf/Erwe 1276 Aerorand**, gee hiermee in terme van Artikel **94(1)(a) van die Steve Tshwete Ruimtelike Beplanning en Grondgebruiksbestuur Bywet, 2016** kennis om die wysiging van Steve Tshewe Dorpsbeplanningskema, 2004, deur die hersonering van die bogenoemde eiendom geleë te **5 Tugela Straat**, vanaf, **Residensiële 1 sone** na **Residensiële 3 sone**, onderworpe aan sekere voorwaardes.

Enige beswaar of kommentaar insluitend gronde vir genoemde beswaar/ of kommentaar met volledige kontakbesonderhede, moet skriftelik binne 'n tydperk van 30 dae vanaf **04 JUNE 2021** aan die Munisipale Bestuurder, Posbus 14, Middelburg 1050, gerig word.

Volledige besonderhede en planne lê ter insae gedurende gewone kantoorure by die kantoor van die Munisipale Bestuurder, Steve Tshwete Plaaslike Munisipaliteit, H/v Walter Sisulu en Wandererslaan, Middelburg, 1050, Tel: 013 2497000 vir 'n tydperk van 30 dae vanaf **04 JUNE 2021**.

Adres van Applikant: Jalitownplanners@gmail.com

Tel no: +27783866314.

4-11

Printed by and obtainable from the Government Printer, Bosman Street, Private Bag X85, Pretoria, 0001.
Contact Centre Tel: 012-748 6200. eMail: info.egazette@gpw.gov.za
Publications: Tel: (012) 748 6053, 748 6061, 748 6065

Also available at the **Provincial Legislature: Mpumalanga**, Private Bag X11289, Room 114, Civic Centre Building,
Nel Street, Nelspruit, 1200. Tel. (01311) 5-2133.